



CONSTRUCTION
INDUSTRY COUNCIL
建造業議會

Concrete Repairer (Spalling Concrete) Skilled Trade Test Mock Practical Test Paper

此文件關於混凝土修補工（混凝土剝落）大工工藝測試考題。如有需要索取此文件的中文版本，請致電 2100 9232 與工藝測試中心聯絡。

Disclaimer

No part of this material may be reproduced or transmitted in any form or any means without the written permission of the CIC. Whilst reasonable efforts have been made to ensure the accuracy of the information contained in this material, the CIC nevertheless would encourage readers to seek appropriate independent advice from their professional advisers where possible and readers should not treat or rely on this material as a substitute for such professional advice for taking any relevant actions.

Enquiries

Enquiries on this Material may be made to the Trade Test Centre at:

95, Yue Kwong Road
Aberdeen
Hong Kong

Tel: (852) 2100 9232
Fax: (852) 2100 9249
Email: enquiry@hkcic.org
Website: www.hkcic.org

Trade Test Paper

Trade : Concrete Repairer (Spalling Concrete)

Grade : Skilled Worker

Test Contents : Complete the following work according to the drawings in the specified location: (80 marks)

1. Repair a concrete wall of approximately 500 x 700 mm and a roof concrete surface of approximately 300 x 300 mm according to the requirements in Shop Drawing 1, including:
 - (i) Cut a trench at the specified repair location including the lighting conduit area with a electric cutter;
 - (ii) Use a hammer to dig out the concrete in the lighting conduit area, inform the examiner to inspect and then use an electric breaker to dig out the concrete outside the lighting conduit area to suitable depth;
 - (iii) Remove the rust on the bar and use hand tool to burnish the bar, inform the examiner to inspect;
 - (iv) Mix the materials according to the correct procedure and ratio, in particular must use hand drill tool to mix materials for the roof and use cylinder type agitator to mix materials for the wall;

(v) Stuff the mixed materials in the specified locations on the roof and wall; and

(vi) Proceed with appropriate curing.

(15 marks)

2. Assemble a temporary working platform according to the requirements in Shop Drawing 2 and the correct procedure, pending inspection by a competent person for metal scaffolding; and install a temporary vertical strut at the roof repair position.

(5 marks)

3. Select suitable bars to join and securely fixed the bars at the specified location according to Shop Drawing 3 (length of the lap: 45 times the diameter).

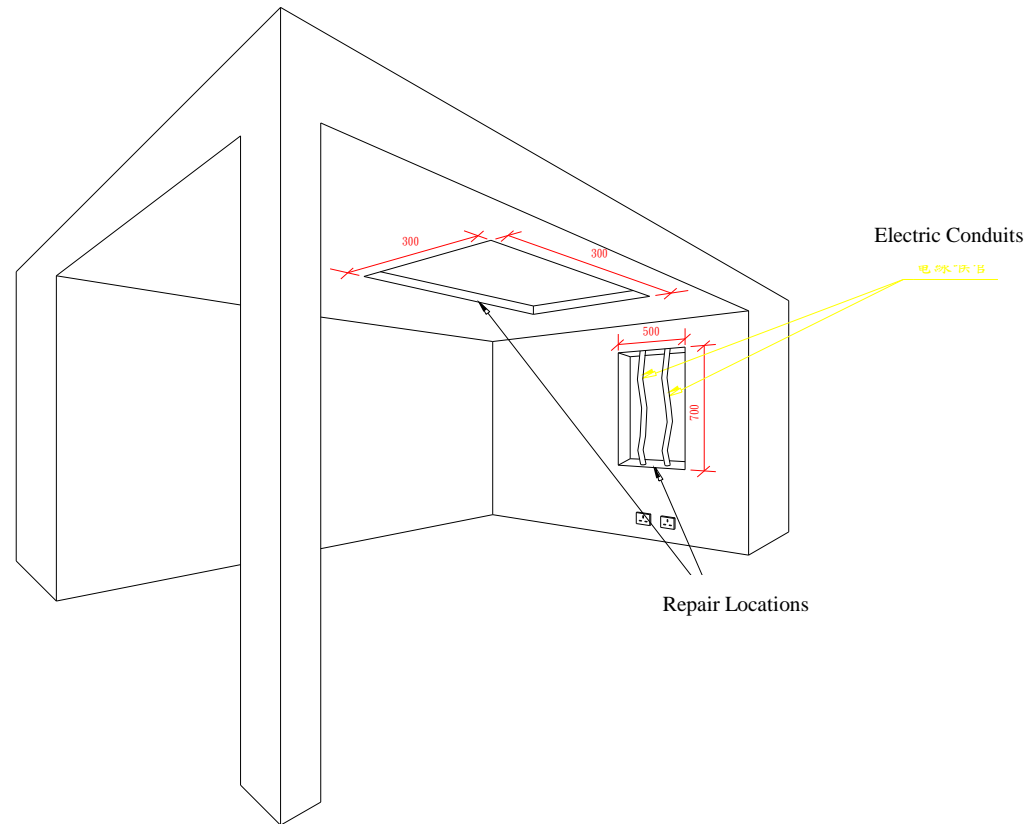
Test Time : 5 hours (not including lunch hour)

Notes : (1) Candidate should read the attached "Notes to candidate" before commencement of work.

(2) Candidate will be marked as fail if he / she does not carry out safety precautions during the test.

(3) The test paper consists of 3 pages. Total mark is 100. Passing mark is 60.

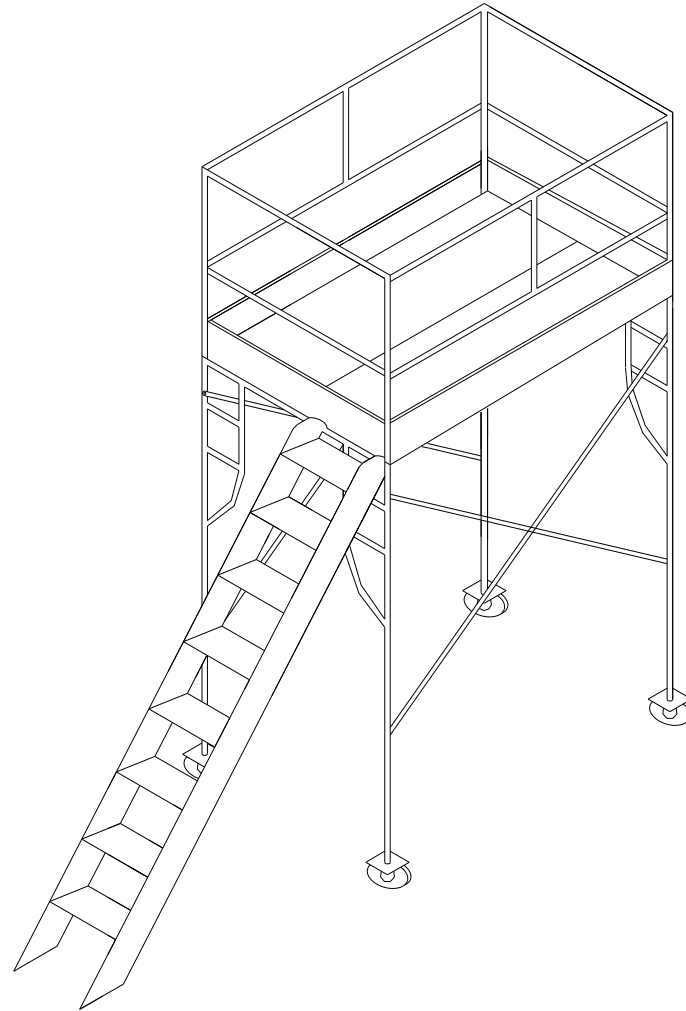
Concrete Repair (Spalling Concrete) Trade Test Shop Drawing 1



Drawing not in proportion
Measurements in mm

Concrete Repairer (Spalling Concrete) Trade Test Shop Drawing 2

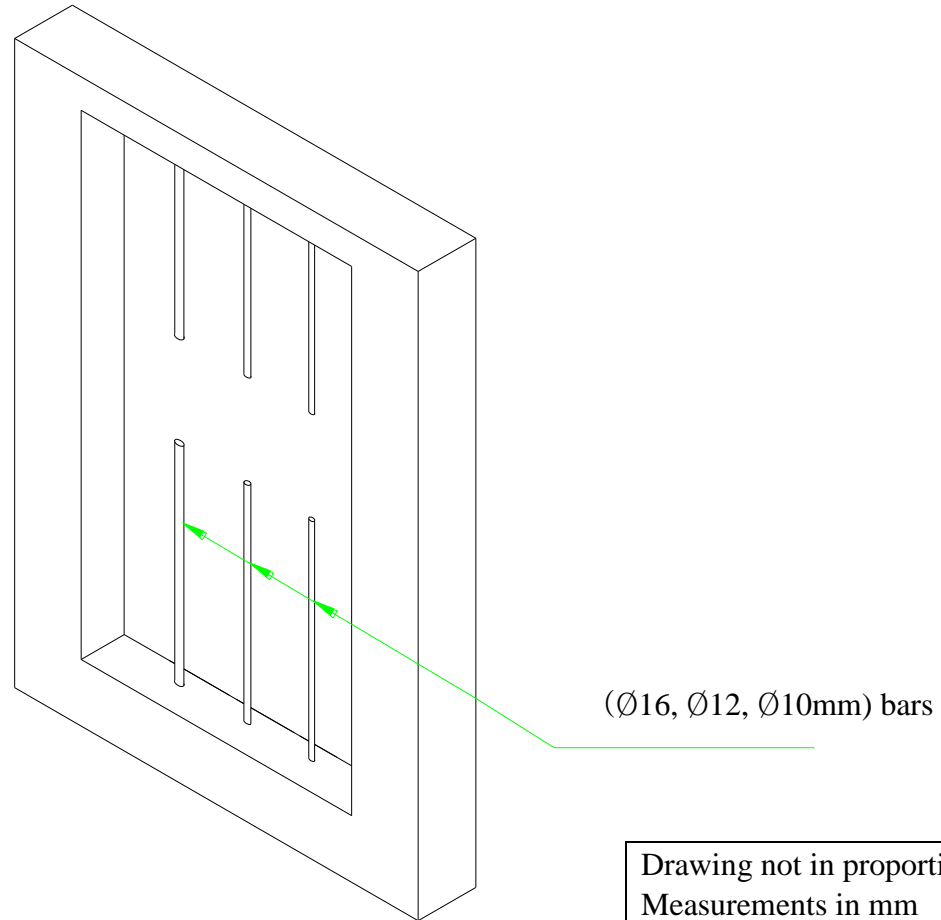
The assembled temporary work platform must be inspected by a competent person before use.



Drawing not in proportion
Measurements in mm

Concrete Repairer (Spalling Concrete) Trade Test Shop Drawing 3

Bar Joining Test Position



Notes to Candidates :

1. Candidates should read the test papers carefully and ask the invigilator for any queries.
2. Candidates should study the drawings and specifications attached to test papers, if any, before the test begins.
3. Candidates should carry out the test according to test papers, working drawings and specifications provided.
4. Candidates shall bring their own safety shoes, other safety equipment will be provided by trade testing centre. Candidates must take all necessary safety precautions to ensure work safety.
5. All tools and materials required by the test will be provided by trade testing centre, candidates should check and ensure their adequacy and quality. Candidates shall use the tools and materials properly based on trade practice. All the tools must be returned to trade testing centre after the test. The candidates may ask the invigilator for any problems.
6. Candidates are required to handle and move the tools and materials for use in the test, and to carry out associated works.
7. Invigilator will take record photos periodically during the test.
8. Candidates are not allowed to take any photo or video with cameras or mobile phones.
9. Candidates are not allowed to use their mobile phones during the trade tests, except for emergency situation.
10. The marking scheme is based on the following criteria :
 - a) Understanding of drawing and specification

- b) Preparation works before commencement of test
- c) Working procedures
- d) Accuracy and quality of works
- e) Progress of works
- f) Proper handling and use of materials
- g) Proper use of tools and equipment
- h) Safety precautions
- i) Considerate of other trades
- h) Housekeeping after completion of test

- 11. All candidates must stop when time is up.
- 12. Candidates are required to return the test paper to invigilator after the test.
- 13. Offering bribe to invigilator is an offence in law and trade testing centre will report to the ICAC for any such case.

<p>In the event that the candidate fails to take any necessary safety precautions and / or works in any dangerous situations, he / she will be assessed failed</p>
