

Demolition Worker (Building) Skilled Trade Test Mock Practical Test Paper

此文件關於拆卸工（建築物）工藝測試考題。如有需要索取此文件的中文版本，請致電 2100 9232 與工藝測試中心聯絡。

Disclaimer

No part of this material may be reproduced or transmitted in any form or any means without the written permission of the CIC. Whilst reasonable efforts have been made to ensure the accuracy of the information contained in this material, the CIC nevertheless would encourage readers to seek appropriate independent advice from their professional advisers where possible and readers should not treat or rely on this material as a substitute for such professional advice for taking any relevant actions.

Enquiries

Enquiries on this Material may be made to the Trade Test Centre at:

95, Yue Kwong Road

Aberdeen

Hong

Kong

Tel: (852) 2100 9232

Fax: (852) 2100 9249

Email: enquiry@cic.hk

Website: www.cic.hk

Trade Test Paper

Trade : Demolition Worker (Building)

Skill Level : Skilled Worker

Question :

1. The candidate shall connect by oneself the pneumatic breaker, (30 marks)
air compressor and oxy-acetylene tools etc., and complete the
following items according to Shop Drawing 1;
 - (i) Bore a 300 x 300 mm hole through the simulated concrete slab;
 - (ii) Demolish a small section of concrete on the simulated wall;
 - (iii) Use the oxy-acetylene welding tool to cut the bars.
 - (iv) Pack up and return the tools to the specified location and tidy up
the site.

- 2 . Refer to Shop Drawing 2 and demolish a section of brick wall. (30 marks)
Work includes:
 - (i) Erect a temporary supporting metal frame;
 - (ii) Inspect and erect a suitable working platform;
 - (iii) After completion, demolish the working platform and temporary
support metal frame, return them to the original location and
tidy up the site.

- 3 . Refer to Shop Drawing 3 and simulate a controlled pull down (15 marks)
method to demolish a section of concrete wall, including:
 - (i) Install a suitable lifting apparatus, winch and wire according to
on-site conditions, simulate controlled pull down a section of
concrete wall;
 - (ii) After completion, disassemble the system and return them to
the original location and tidy up the site.

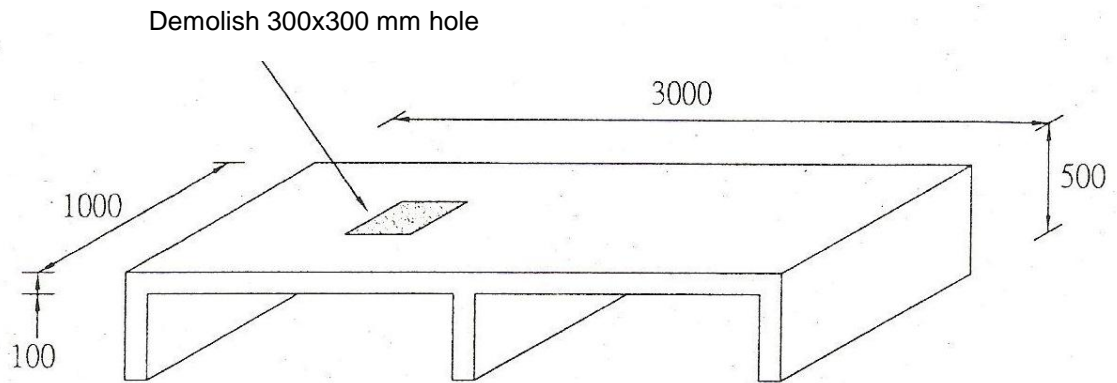
4. Refer to the on-site simulated building structure to be demolished (Shop Drawing 4), point out appropriate demolition procedures, safety measures, temporary strengthening and corresponding handling, including: (25 marks)
- (i) Display as requested common hand signals for communicating with the hoist operator;
 - (ii) Inspect remaining public utilities, point out appropriate treatment and steps;
 - (iii) Point out organization of components and property of the structure.
 - (iv) Point out preparation for demolishing the building and safety measures.
 - (v) Point out the correct demolition procedure.

Test Time : 6 hours (not including lunch hour)

- Notes:
- (1) The candidate must read the “Notes to Candidates” in the Annex before starting;
 - (2) If the candidate did not complete safety measures during the test, he/she will be deemed to have failed the test; and
 - (3) There are 3 pages in the question. All test items will have a full mark of 100 and 60 marks or above will be considered as pass.

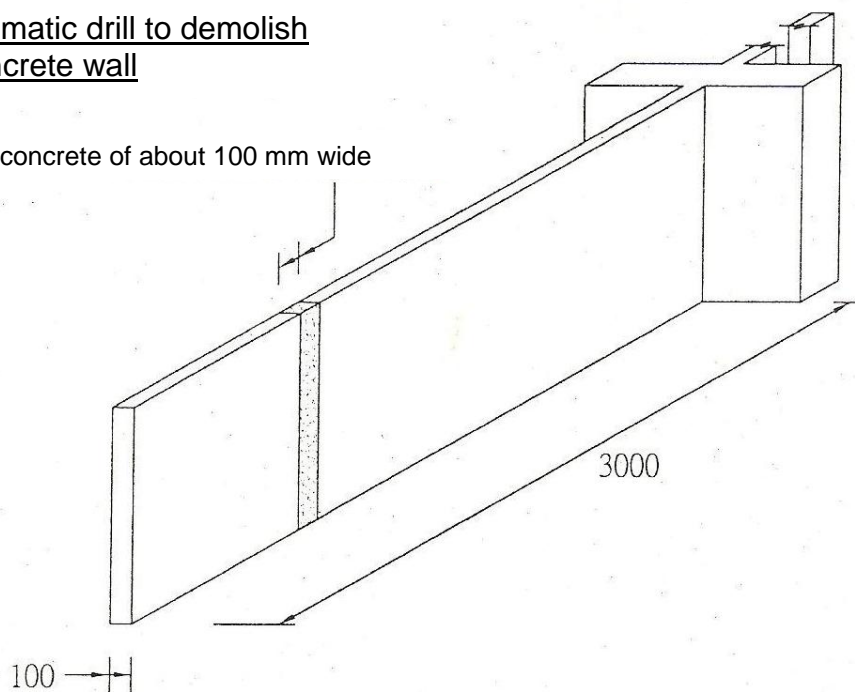
Demolition Worker (Building) Shop Drawing 1

Operate pneumatic drill to demolish simulated concrete floor



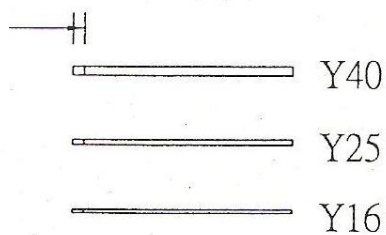
Operate pneumatic drill to demolish simulated concrete wall

Demolish concrete of about 100 mm wide



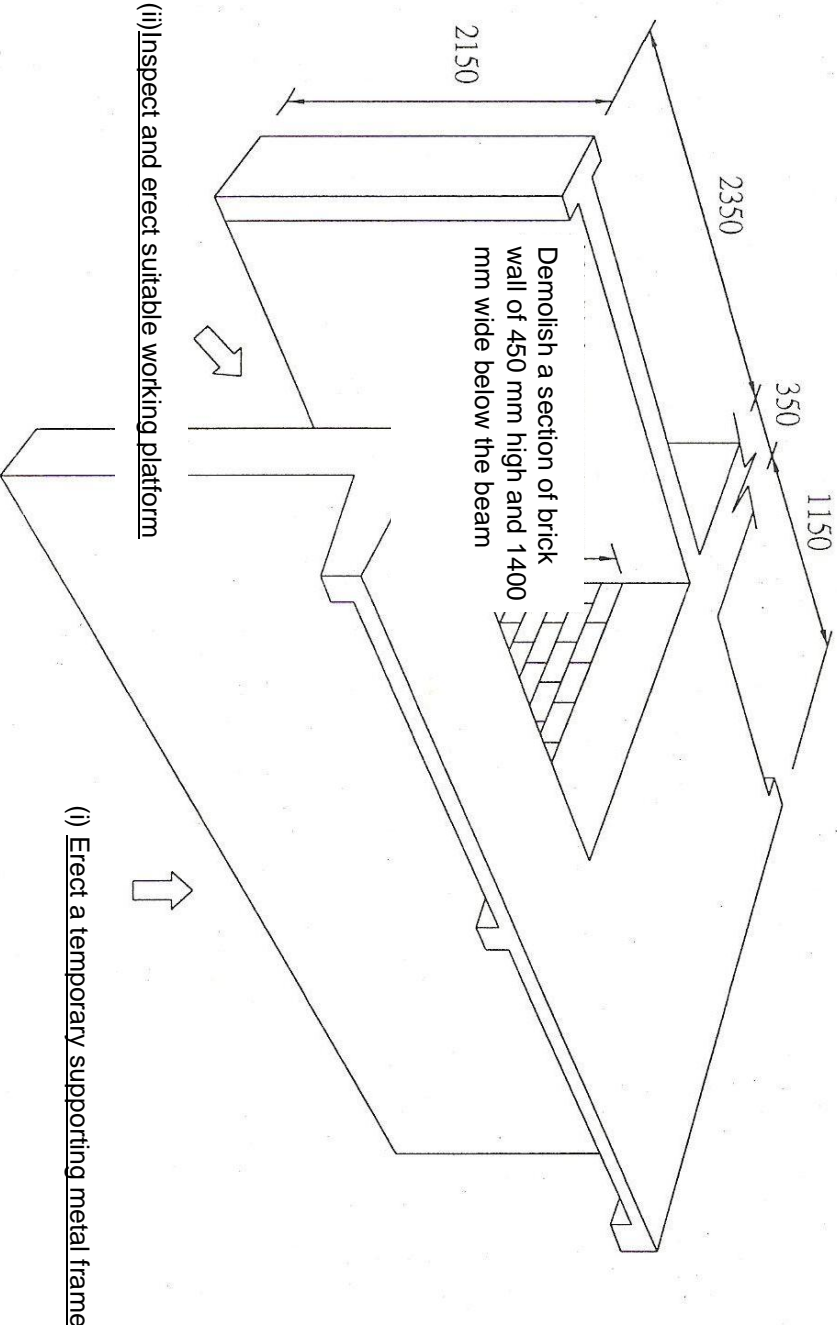
Operate oxy-acetylene welding tool to cut bars

Use oxy-acetylene welding tool to cut the 3 types of bars below of about 50 mm



Drawing not in proportion
Measurements in mm

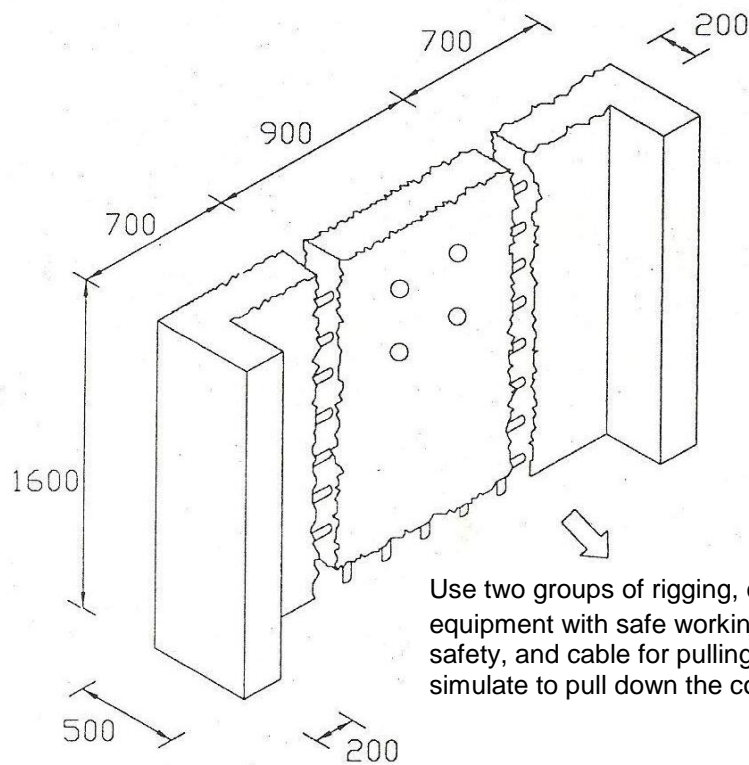
Demolition Worker (Building) Shop Drawing 2



Drawing not in proportion
Measurements in mm

Demolition Worker (Building) Shop Drawing 3

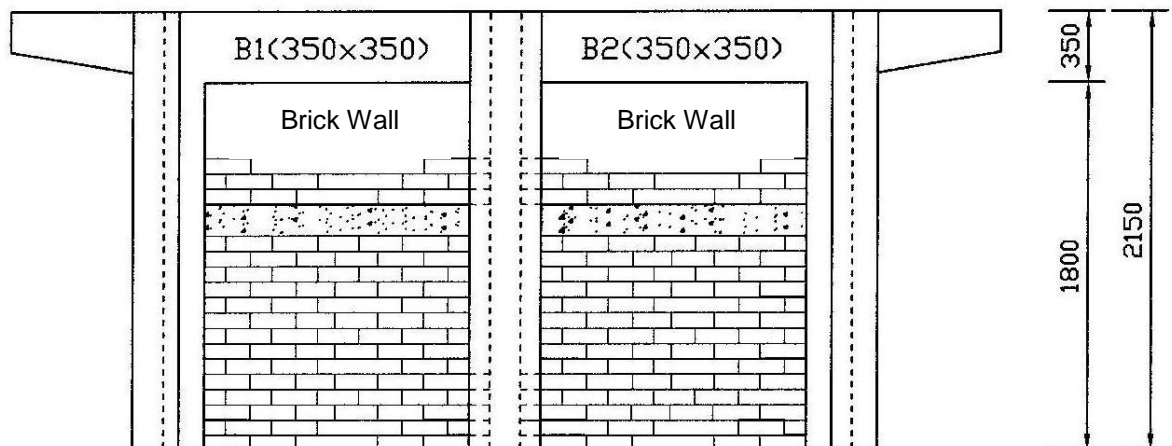
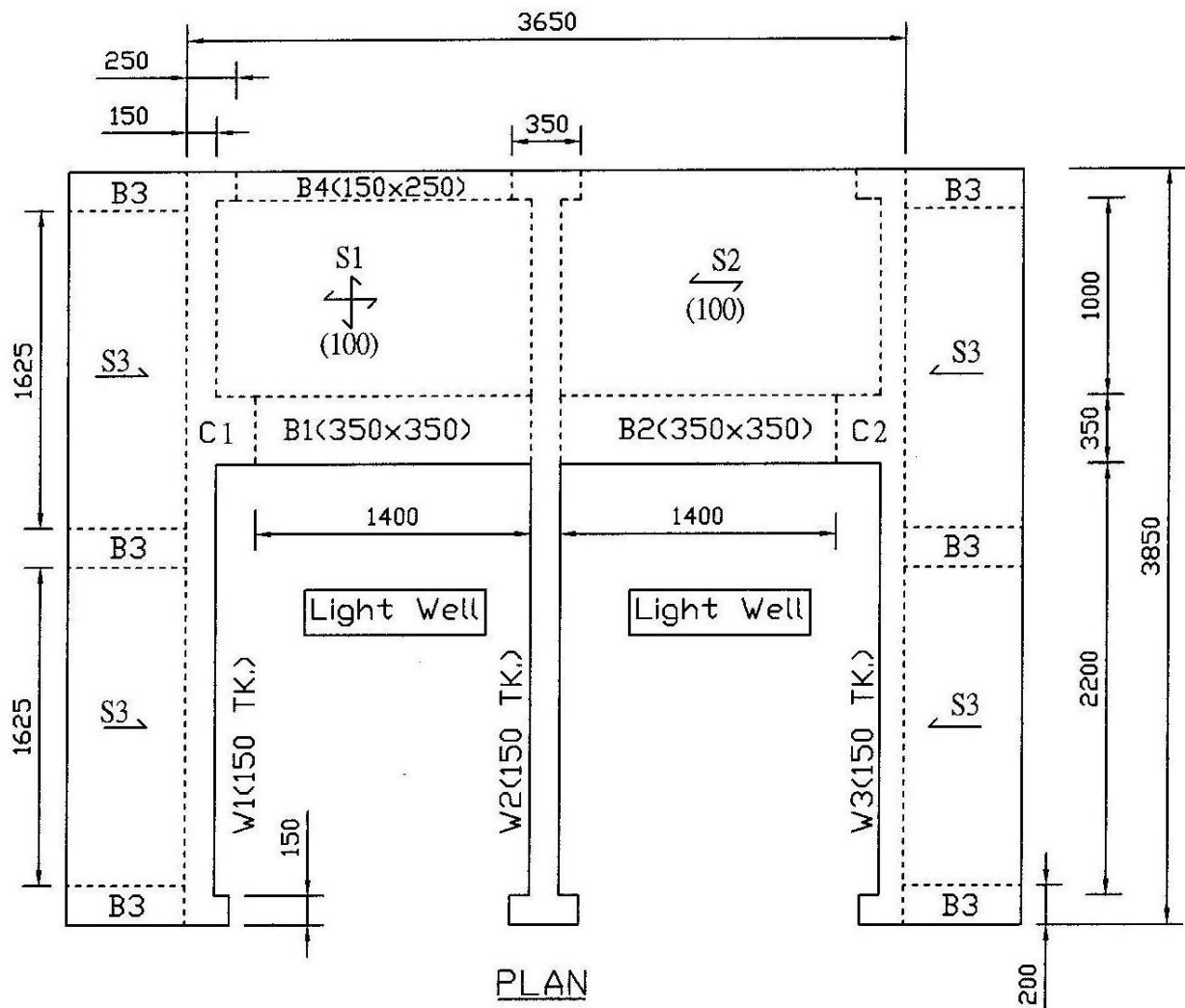
Adopt controlled pull down method, simulate to pull down concrete wall to be demolished



Use two groups of rigging, chain box (鍊卜) and equipment with safe working load to increase safety, and cable for pulling down the wall, simulate to pull down the concrete wall.

Drawing not in proportion
Measurements in mm

Demolition Worker (Building) Shop Drawing 4



Drawing not in proportion
Measurements in mm

ELEVATION

Notes to Candidates :

1. Candidates should read the test papers carefully and ask the invigilator for any queries.
2. Candidates should study the drawings and specifications attached to test papers, if any, before the test begins.
3. Candidates should carry out the test according to test papers, working drawings and specifications provided.
4. Candidates shall bring their own safety shoes, other safety equipment will be provided by trade testing centre. Candidates must take all necessary safety precautions to ensure work safety.
5. All tools and materials required by the test will be provided by trade testing centre, candidates should check and ensure their adequacy and quality. Candidates shall use the tools and materials properly based on trade practice. All the tools must be returned to trade testing centre after the test. The candidates may ask the invigilator for any problems.
6. Candidates are required to handle and move the tools and materials for use in the test, and to carry out associated works.
7. Invigilator will take record photos periodically during the test.
8. Candidates are not allowed to take any photo or video with cameras or mobile phones.
9. Candidates are not allowed to use their mobile phones during the trade tests, except for emergency situation.
10. The marking scheme is based on the following criteria :

- a) Understanding of drawing and specification
- b) Preparation works before commencement of test
- c) Working procedures
- d) Accuracy and quality of works
- e) Progress of works
- f) Proper handling and use of materials
- g) Proper use of tools and equipment
- h) Safety precautions
- i) Considerate of other trades
- h) Housekeeping after completion of test

- 11. All candidates must stop when time is up.
- 12. Candidates are required to return the test paper to invigilator after the test.
- 13. Offering bribe to invigilator is an offence in law and trade testing centre will report to the ICAC for any such case.

<p>In the event that the candidate fails to take any necessary safety precautions and / or works in any dangerous situations, he / she will be assessed failed</p>
