



CONSTRUCTION  
INDUSTRY COUNCIL  
建造業議會

# Glazier Trade Test Mock Practical Test Paper

此文件關於玻璃大工工藝測試考題。如有需要索取此文件的中文版本，請致電 2100 9000 與香港建造業工藝測試中心聯絡。

## **Disclaimer**

*No part of this material may be reproduced or transmitted in any form or any means without the written permission of the CIC. Whilst reasonable efforts have been made to ensure the accuracy of the information contained in this material, the CIC nevertheless would encourage readers to seek appropriate independent advice from their professional advisers where possible and readers should not treat or rely on this material as a substitute for such professional advice for taking any relevant actions.*

## **Enquiries**

Enquiries on this Material may be made to the Hong Kong Construction Industry Trade Testing Centre at:

95, Yue Kwong Road  
Aberdeen  
Hong Kong

Tel: (852) 2100 9000  
Fax: (852) 2100 9090  
Email: [enquiry@cic.hk](mailto:enquiry@cic.hk)  
Website: [www.cic.hk](http://www.cic.hk)

## Trade Test Paper

Post : Glazier  
Grade : Skilled Worker

Test Content : Complete the following items at designated location.

1. Dismantle & install the glass from the aluminum window (30%)
  - (i). According the drawing 1, use the hand tool to cut one piece of 6mm thick glass with straight line & one piece of diameter 180mm exhaust fan hole.
  - (ii). Dismantle the glass from the top casement window and then cleaning the glass. Install the glass of the original casement window and fill the glass sealant to the internal glass side.
  
2. Install the glass from the steel window (25%)
  - (i). According the drawing 1, use the hand tool to cut one piece of 6mm thick wire glass with straight line & install the wire glass to the designated window.
  
3. Install sash door (25%)

According the drawing 1, carry bare-handed glass & install double closing glass door .Work include:

  - (i). Install two pieces 12x370x2000mm double closing laminated glass door with manual handling methods to designated plane & appropriate placement. Before move the glass, you must make sure the 4 corners of the glass have been safety protected.
  - (ii). The double closing laminated glass door is installed stabilize in the ground hinge & side to keep all average distance.

4. Fill the sealant (20%)

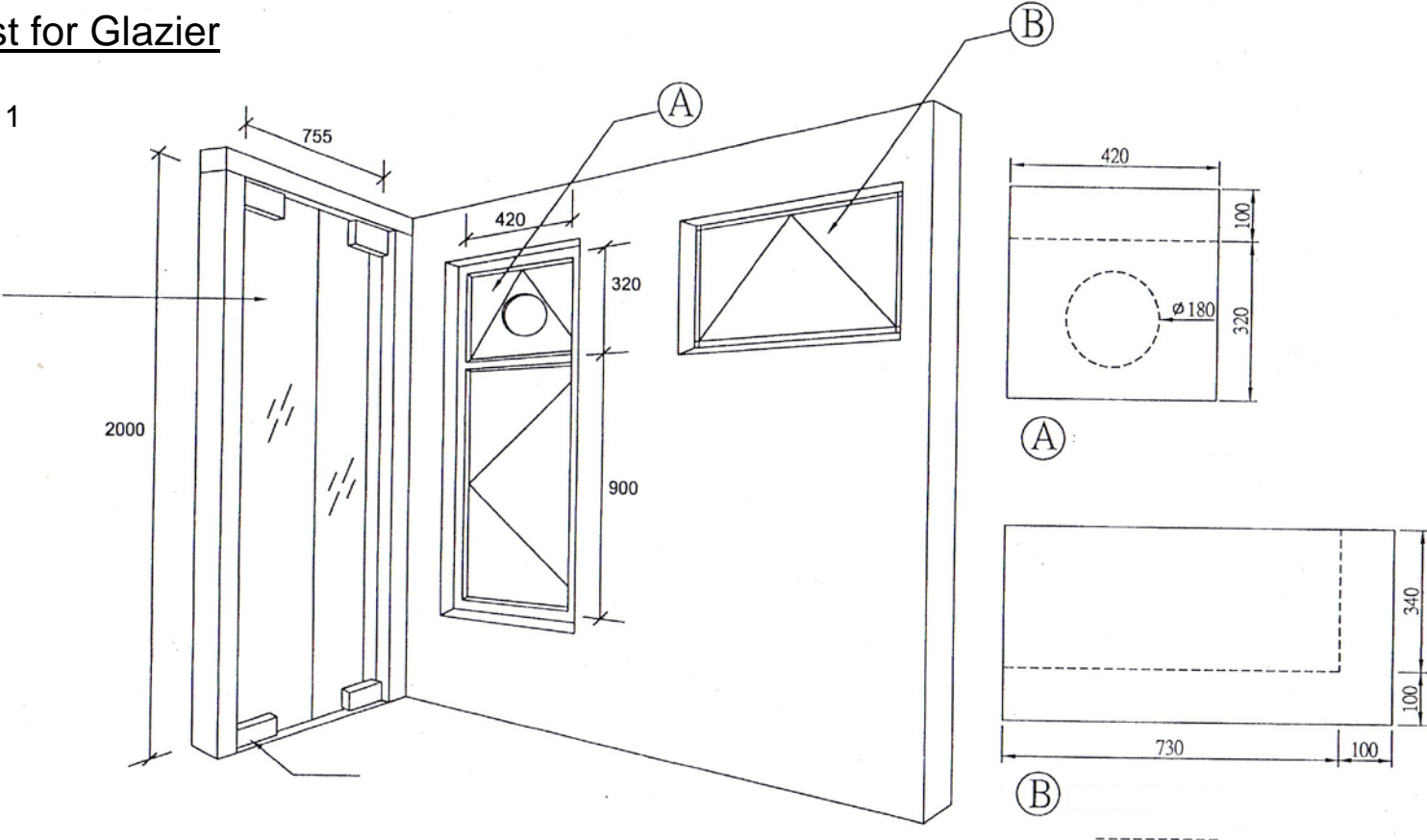
According to the drawing 2, in the rectangular frame, fill the glass sealant to between mirror glass gap (about 15mm), 6 mirror glass must be kept on the same plane.

Duration : 5 hours (excluding one-hour lunch time)

- Notes :
- (1) Candidates shall read the attached test requirements carefully;
  - (2) Candidates will be marked as fail if he does not carry out safety precautions during the test;
  - (3) The test paper consists of 6 pages. Total score is 100. Pass mark is 60

Trade Test for Glazier

Drawing No. 1

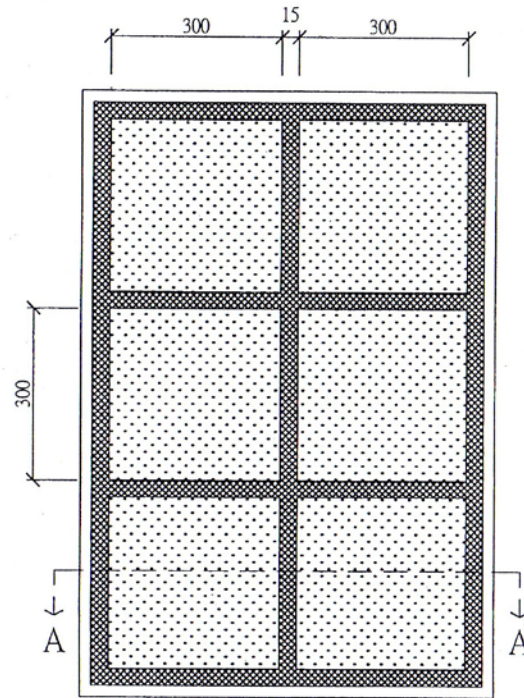


6mm thick laminated glass


----- Position of cutting

# Trade Test for Glazier

Drawing No. 2



Fill sealant frame



Section A-A



6 mm thick glass



Fill sealant

This figure is not drawn to scale  
All dimensions are in mm units

## Notes to Candidates :

1. Candidates should read the test papers carefully and ask the invigilator for any queries.
2. Candidates should study the drawings and specifications attached to test papers, if any, before the test begins.
3. Candidates should carry out the test according to test papers, working drawings and specifications provided.
4. Candidates shall bring their own safety shoes, other safety equipment will be provided by trade testing centre. Candidates must take all necessary safety precautions to ensure work safety.
5. All tools and materials required by the test will be provided by trade testing centre, candidates should check and ensure their adequacy and quality. Candidates shall use the tools and materials properly based on trade practice. All the tools must be returned to trade testing centre after the test. The candidates may ask the invigilator for any problems.
6. Candidates are required to handle and move the tools and materials for use in the test, and to carry out associated works.
7. Invigilator will take record photos periodically during the test.
8. Candidates are not allowed to take any photo or video with cameras or mobile phones.
9. Candidates are not allowed to use their mobile phones during the trade tests, except for emergency situation.
10. The marking scheme is based on the following criteria :
  - a) Understanding of drawing and specification

- b) Preparation works before commencement of test
- c) Working procedures
- d) Accuracy and quality of works
- e) Progress of works
- f) Proper handling and use of materials
- g) Proper use of tools and equipment
- h) Safety precautions
- i) Considerate of other trades
- j) Housekeeping after completion of test

11. All candidates must stop when time is up.
12. Candidates are required to return the test paper to invigilator after the test.
13. Offering bribe to invigilator is an offence in law and trade testing centre will report to the ICAC for any such case.

**In the event that the candidate fails to take any necessary safety precautions and / or works in any dangerous situations, he / she will be assessed failed**