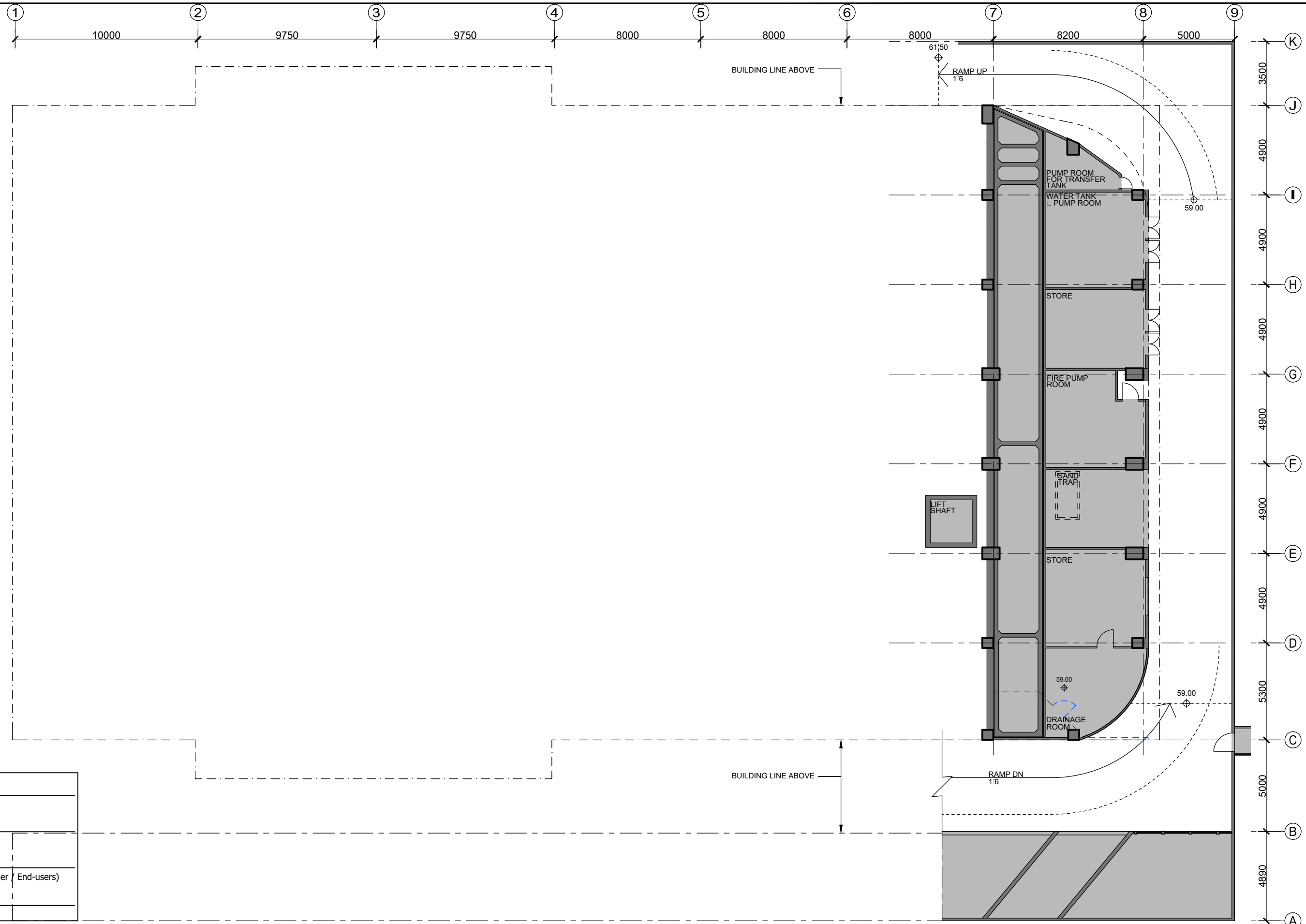


# Floor Plan in PDF

**Floor Plan in PDF**

**KCC Floor Plan**



Endorsed  \_\_\_\_\_  
 (Signature)

Name: \_\_\_\_\_

Capacity  \_\_\_\_\_  
 (Client / Project Manager / End-users)

Date: \_\_\_\_\_



Rev.	Date	Description	Drawn by	Checked by	Approved by
-	03/12/2018	Preliminary Schematic Layout	CY	SKH / EC	BL
A	07/12/2018	Preliminary Schematic Layout	CY	SKH / EC	BL
B	08/02/2019	Revised Schematic Layout	CY / PC	SKH / EC	BL
C	01/03/2019	Revised Schematic Layout	CY / PC	SKH / EC	BL
D	17/04/2019	Revised Schematic Layout	CY / PC	SKH / EC	BL

**PROJECT TITLE** CAMPUS ALTERATIONS, ADDITIONS, REPAIRS AND IMPROVEMENT WORKS FOR HON KONG INSTITUTE OF CONSTRUCTION, CONSTRUCTION INDUSTRY COUNCIL

**DRAWING TITLE** SCHEMATIC LAYOUT PLAN - KWAI CHUNG TRAINING CENTRE LOWER GROUND FLOOR

**DRAWING NO.** 986-KCC-G01-001a **REV NO.** D

**SCALE** 1:200

**PROJECT REF.** A986

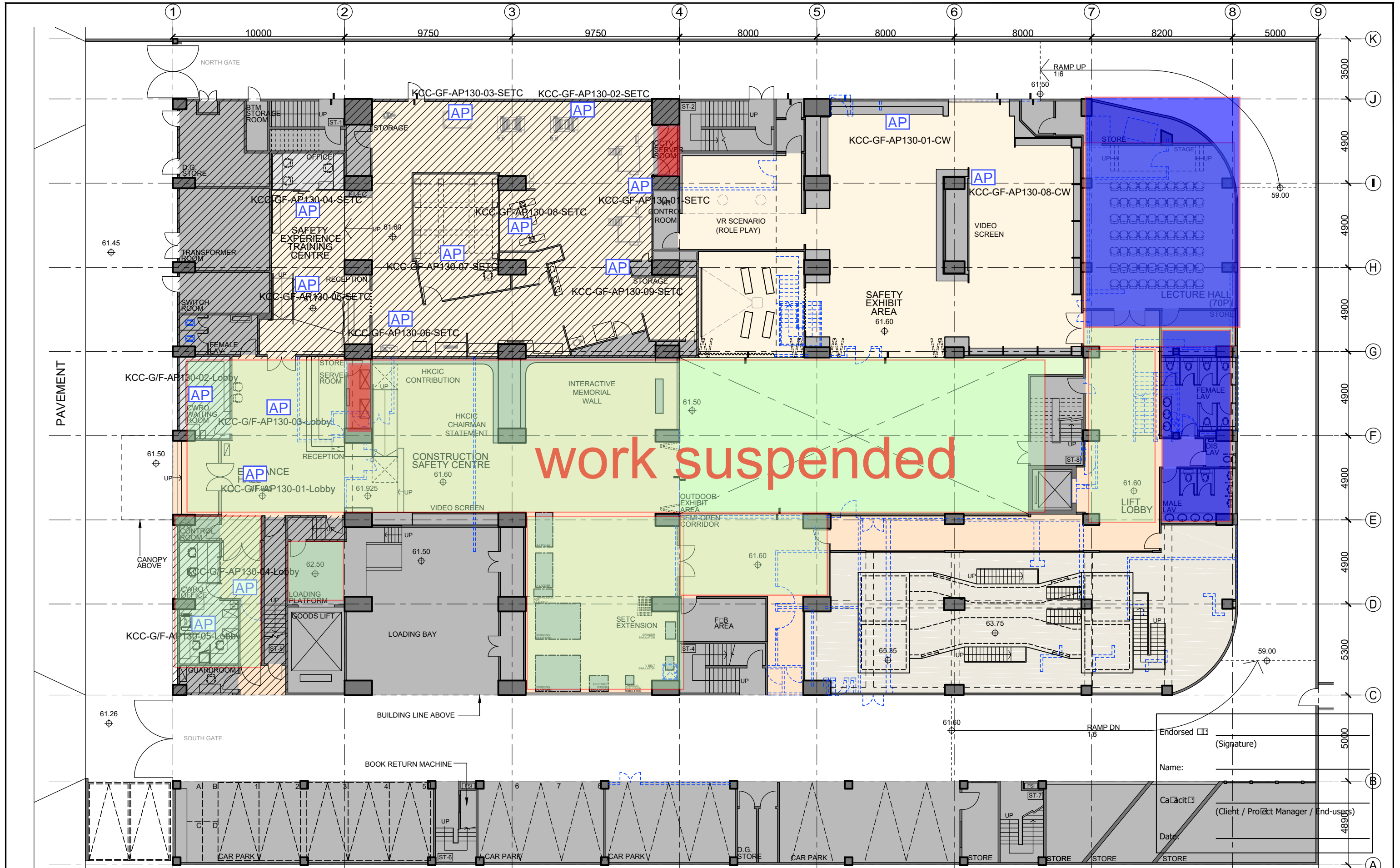
**CAD REF.** 20190508 KCC- G01(SETC EXTENSION OPEN).DWG

**B.D. REF.** N/A **FSD REF.** N/A

**OFFICE USE:**

- EXISTING LAYOUT TO BE DEMOLISHED
- NON FURNISHED AREA
- LOOSE FURNITURE
- PROPOSED LOCKER
- PROPOSED FULL HEIGHT CABINET
- SPACING REQUIREMENT

\* ALL DIMENSIONS ARE IN MILLIMETRE EXCEPT OTHERWISE NOTED  
 THE OWNERSHIP OF THE COPYRIGHT IN THIS DRAWING IS RETAINED BY architecture design and research group ltd  
 WHOSE CONSENT MUST BE OBTAINED BEFORE ANY USE OR REPRODUCTION OF THE DRAWING OR ANY PART THEREOF CAN BE MADE.



work suspended

**AD+RG**  
architecture design and research group ltd

Rev.	Date	Description	Drawn by	Checked by	Approved by
-	06/11/2018	Preliminary Schematic La. Out	CY	SKH / EC	BL
A	12/11/2018	Revised Preliminary Schematic La. Out	CY	SKH / EC	BL
B	30/11/2018	Revised Schematic La. Out	CY	SKH / EC	BL
C	07/12/2018	Revised Schematic La. Out	CY	SKH / EC	BL
D	08/02/2019	Revised Schematic La. Out	CY / PC	SKH / EC	BL
E	01/03/2019	Revised Schematic La. Out	CY / PC	SKH / EC	BL
F	01/04/2019	Revised Schematic La. Out	CY / PC	SKH / EC	BL
G	17/04/2019	Revised Schematic La. Out	CY / PC	SKH / EC	BL
H	29/04/2019	Revised Schematic La. Out	CY / PC	SKH / EC	BL

**PROJECT TITLE** CAMPUS ALTERATIONS, ADDITIONS, REPAIRS AND IMPROVEMENT WORKS FOR HON KONG INSTITUTE OF CONSTRUCTION, CONSTRUCTION INDUSTRY COUNCIL

**DRAWING TITLE** SCHEMATIC LAYOUT PLAN - KWAI CHUNG TRAINING CENTRE GROUND FLOOR (OPTION 1)

**DRAWING NO.** 986-KCC-G01-002a **REV NO.** H

**SCALE** 1:200

**PROJECT REF.** A986

**CAD REF.** 20190508 KCC-G01(SETC EXTENSION OPEN).DWG

**B.D. REF.** N/A **FSD REF.** N/A

Endorsed  (Signature)

Name: \_\_\_\_\_

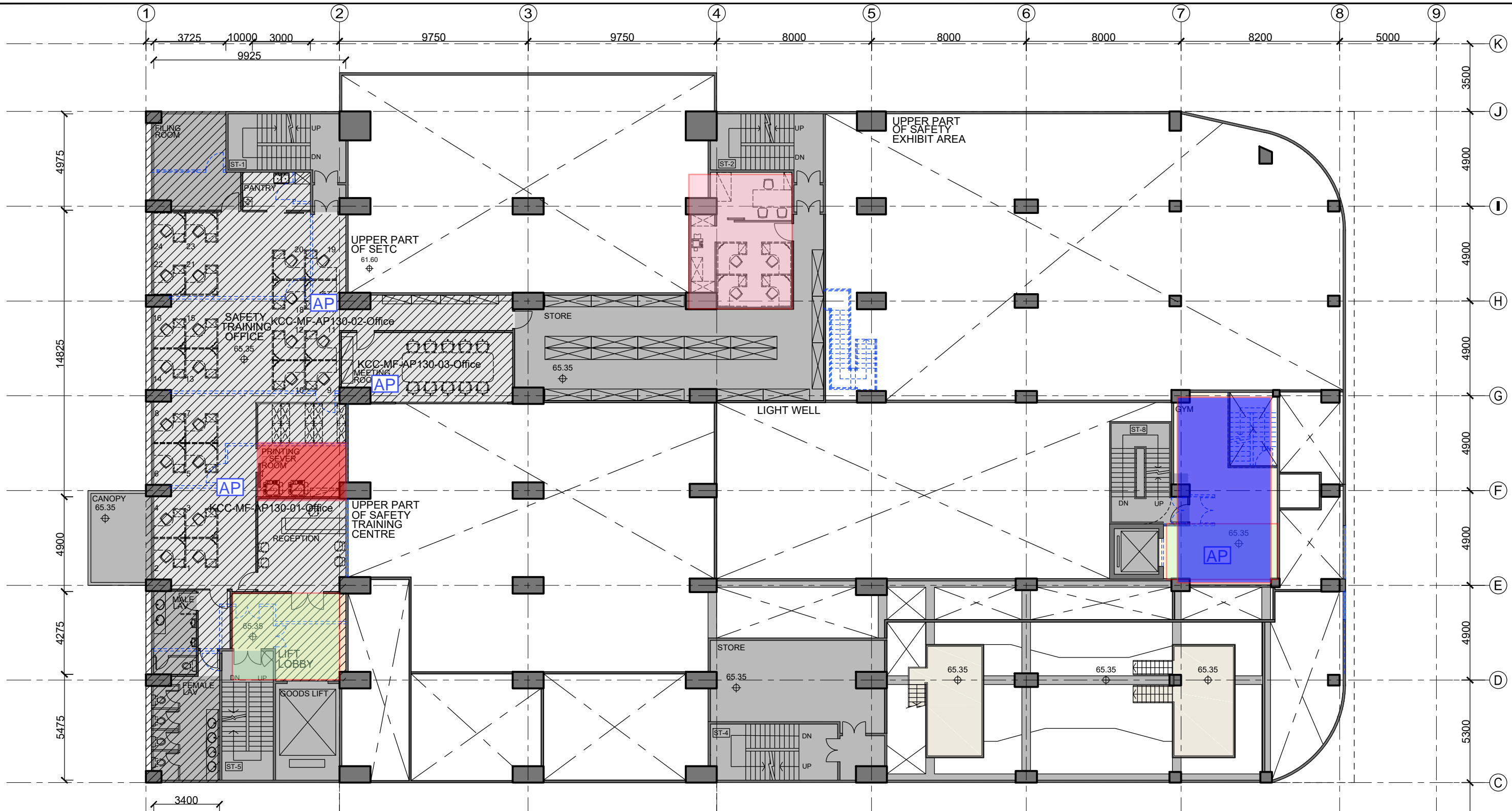
Capacity  (Client / Project Manager / End-user)

Date: \_\_\_\_\_

**OFFICE USE:**

- EXISTING LAYOUT TO BE DEMOLISHED
- NON FURNISHED AREA
- LOOSE FURNITURE
- PROPOSED LOCKER
- PROPOSED FULL HEIGHT CABINET
- SPACING REQUIREMENT

\* ALL DIMENSIONS ARE IN MILLIMETRE EXCEPT OTHERWISE NOTED  
THE OWNERSHIP OF THE COPYRIGHT IN THIS DRAWING IS RETAINED BY architecture design and research group ltd  
WHOSE CONSENT MUST BE OBTAINED BEFORE ANY USE OR REPRODUCTION OF THE DRAWING OR ANY PART THEREOF CAN BE MADE.



Endorsed  \_\_\_\_\_  
 (Signature)

Name: \_\_\_\_\_

Capacity  \_\_\_\_\_  
 (Client / Project Manager / End-users)

Date: \_\_\_\_\_

**AD+RG**  
 architecture design and research group ltd

Rev.	Date	Description	Drawn by	Checked by	Approved by
-	03/12/2018	Preliminary Schematic LaOut	CY	SKH / EC	BL
A	07/12/2018	Preliminary Schematic LaOut	CY	SKH / EC	BL
B	08/02/2019	Revised Schematic LaOut	CY / PC	SKH / EC	BL
C	01/03/2019	Revised Schematic LaOut	CY / PC	SKH / EC	BL
D	08/03/2019	Revised Schematic LaOut	CY / ON	SKH / EC	BL
E	17/04/2019	Revised Schematic LaOut	CY / PC	SKH / EC	BL
F	29/04/2019	Revised Schematic LaOut	CY / PC	SKH / EC	BL

PROJECT TITLE CAMPUS ALTERATIONS, ADDITIONS, REPAIRS AND IMPROVEMENT WORKS FOR HON KONG INSTITUTE OF CONSTRUCTION, CONSTRUCTION INDUSTRY COUNCIL

DRAWING TITLE SCHEMATIC LAYOUT PLAN - KWAI CHUNG TRAINING CENTRE MEZZANINE FLOOR

DRAWING NO. 986-KCC-G01-003a REV NO. F

SCALE 1:200

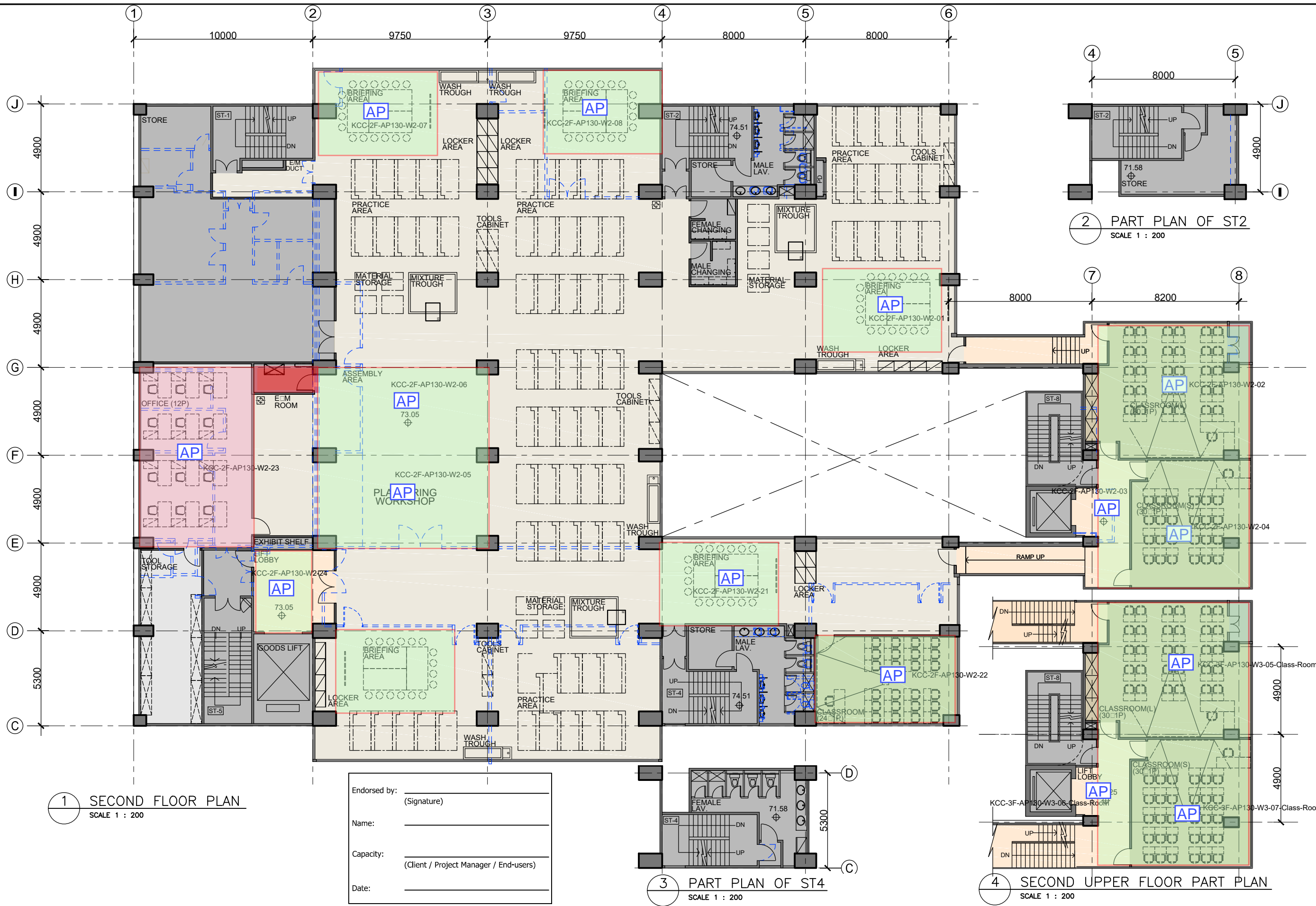
PROJECT REF. A986

CAD REF. 20190508 KCC-G01(SETC EXTENSION OPEN).DWG

B.D. REF. N/A FSD REF. N/A

OFFICE USE:  
 - - - - - EXISTING LAYOUT TO BE DEMOLISHED  
 // // // NON FURNISHED AREA  
 □ □ □ □ □ LOOSE FURNITURE  
 □ □ □ □ □ PROPOSED LOCKER  
 □ □ □ □ □ PROPOSED FULL HEIGHT CABINET  
 □ □ □ □ □ SPACING REQUIREMENT  
 \* ALL DIMENSIONS ARE IN MILLIMETRE EXCEPT OTHERWISE NOTED  
 THE OWNERSHIP OF THE COPYRIGHT IN THIS DRAWING IS RETAINED BY architecture design and research group ltd  
 WHOSE CONSENT MUST BE OBTAINED BEFORE ANY USE OR REPRODUCTION OF THE DRAWING OR ANY PART THEREOF CAN BE MADE.





1 SECOND FLOOR PLAN  
SCALE 1 : 200

Endorsed by: \_\_\_\_\_  
(Signature)

Name: \_\_\_\_\_

Capacity: \_\_\_\_\_  
(Client / Project Manager / End-users)

Date: \_\_\_\_\_

3 PART PLAN OF ST4  
SCALE 1 : 200

4 SECOND UPPER FLOOR PART PLAN  
SCALE 1 : 200



Rev.	Date	Description	Drawn by	Checked by	Approved by
-	11/12/2018	Preliminary Schematic La/Out	CY	SKH / EC	BL
A	08/02/2019	Revised Schematic La/Out	CY / PC	SKH / EC	BL
B	01/03/2019	Revised Schematic La/Out	CY / PC	SKH / EC	BL
C	08/03/2019	Revised Schematic La/Out	CY / ON	SKH / EC	BL
D	17/04/2019	Revised Schematic La/Out	CY / PC	SKH / EC	BL
E	29/04/2019	Revised Schematic La/Out	CY / PC	SKH / EC	BL

PROJECT TITLE CAMPUS ALTERATIONS, ADDITIONS, REPAIRS AND IMPROVEMENT WORKS FOR HON KONG INSTITUTE OF CONSTRUCTION, CONSTRUCTION INDUSTRY COUNCIL

DRAWING TITLE SCHEMATIC LAYOUT PLAN - KWAI CHUNG TRAINING CENTRE SECOND FLOOR

DRAWING NO. 986-KCC-G01-005a REV NO. E

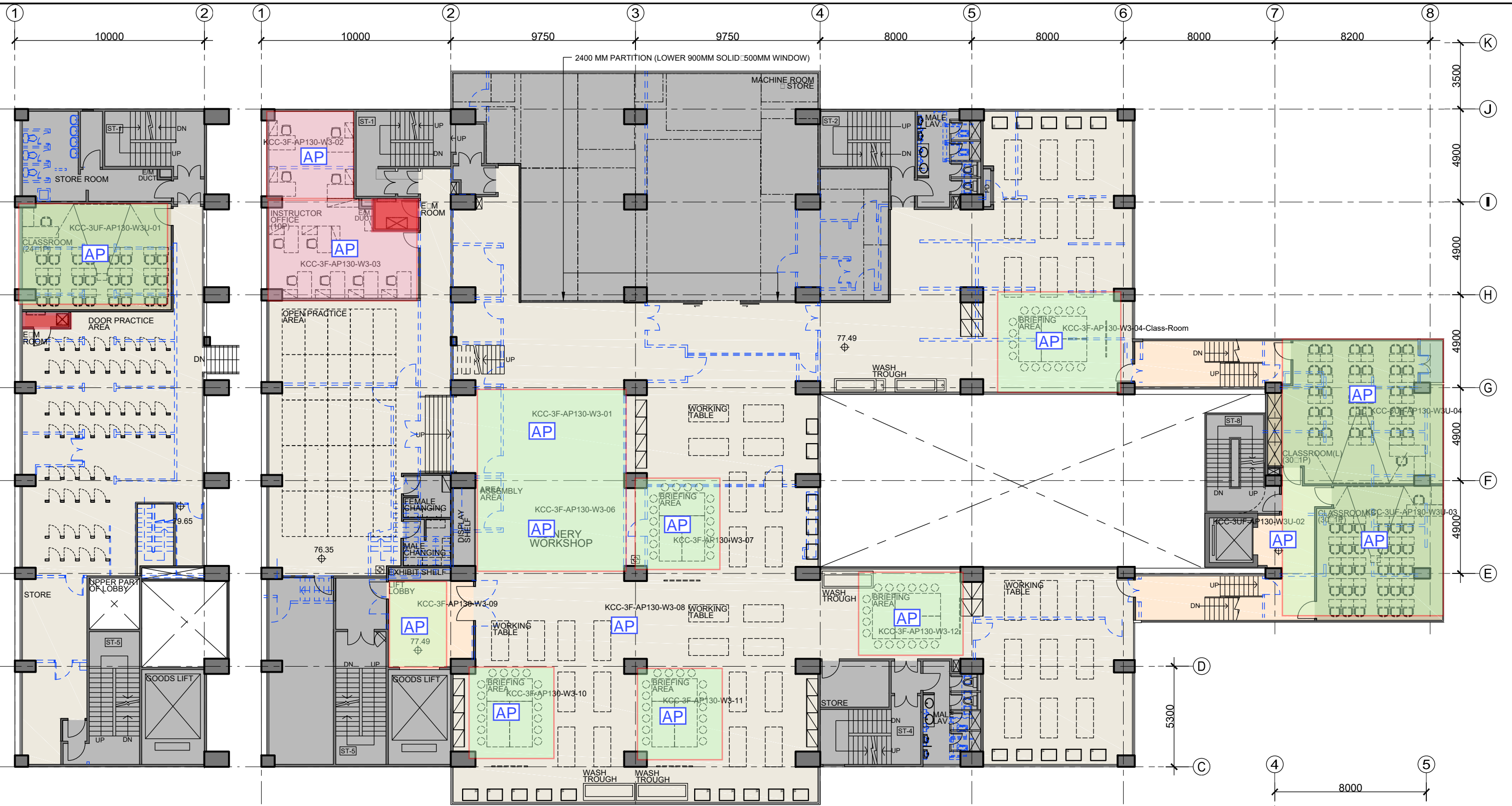
SCALE 1:200

PROJECT REF. A986

CAD REF. 20190508 KCC- G01(SETC EXTENSION OPEN).DWG

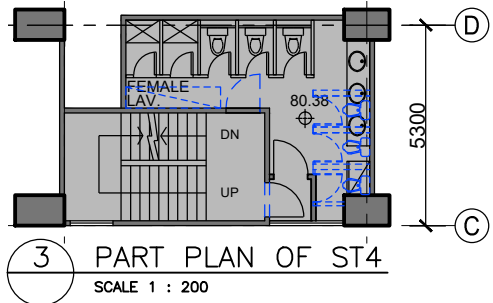
B.D. REF. N/A FSD REF. N/A

OFFICE USE:  
 - - - - - EXISTING LAYOUT TO BE DEMOLISHED  
 // // // // NON FURNISHED AREA  
 □ □ □ □ □ LOOSE FURNITURE  
 □ □ □ □ □ PROPOSED LOCKER  
 □ □ □ □ □ PROPOSED FULL HEIGHT CABINET  
 □ □ □ □ □ SPACING REQUIREMENT  
 \* ALL DIMENSIONS ARE IN MILLIMETRE EXCEPT OTHERWISE NOTED  
 THE OWNERSHIP OF THE COPYRIGHT IN THIS DRAWING IS RETAINED BY architecture design and research group ltd  
 WHOSE CONSENT MUST BE OBTAINED BEFORE ANY USE OR REPRODUCTION OF THE DRAWING OR ANY PART THEREOF CAN BE MADE.

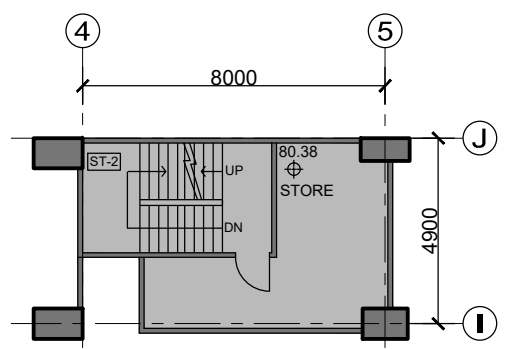


1 THIRD UPPER FLOOR PLAN  
SCALE 1 : 200

2 THIRD FLOOR PLAN  
SCALE 1 : 200



3 PART PLAN OF ST4  
SCALE 1 : 200



4 PART PLAN OF ST2  
SCALE 1 : 200

Endorsed by: \_\_\_\_\_  
(Signature)

Name: \_\_\_\_\_

Capacity: \_\_\_\_\_  
(Client / Project Manager / End-users)

Date: \_\_\_\_\_



Rev.	Date	Description	Drawn by	Checked by	Approved by
-	11/12/2018	Preliminary Schematic LaOut	CY	SKH / EC	BL
A	08/02/2019	Revised Schematic LaOut	CY / PC	SKH / EC	BL
B	01/03/2019	Revised Schematic LaOut	CY / PC	SKH / EC	BL
C	08/03/2019	Revised Schematic LaOut	CY / ON	SKH / EC	BL
D	17/04/2019	Revised Schematic LaOut	CY / PC	SKH / EC	BL
E	29/04/2019	Revised Schematic LaOut	CY / PC	SKH / EC	BL

PROJECT TITLE CAMPUS ALTERATIONS, ADDITIONS, REPAIRS AND IMPROVEMENT WORKS FOR HON KONG INSTITUTE OF CONSTRUCTION, CONSTRUCTION INDUSTRY COUNCIL

DRAWING TITLE SCHEMATIC LAYOUT PLAN - KWAI CHUNG TRAINING CENTRE THIRD FLOOR & UPPER THIRD FLOOR

DRAWING NO. 986-KCC-G01-006a REV NO. E

SCALE 1:200

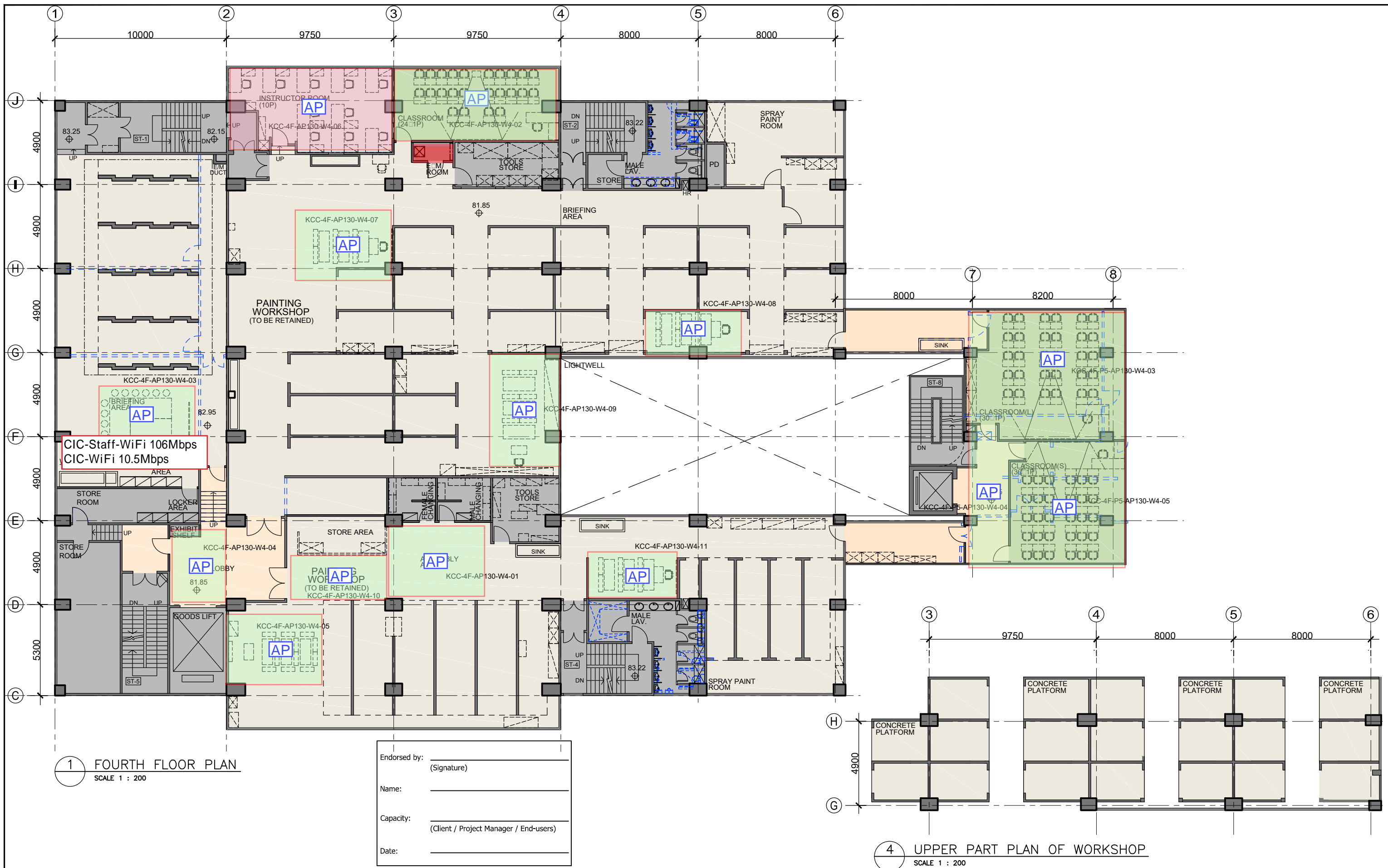
PROJECT REF. A986

CAD REF. 20190508 KCC-G01(SETC EXTENSION OPEN).DWG

B.D. REF. N/A FSD REF. N/A

OFFICE USE:  
 - - - - - EXISTING LAYOUT TO BE DEMOLISHED  
 // // // NON FURNISHED AREA  
 □ □ □ □ □ LOOSE FURNITURE  
 □ □ □ □ □ PROPOSED LOCKER  
 □ □ □ □ □ PROPOSED FULL HEIGHT CABINET  
 □ □ □ □ □ SPACING REQUIREMENT  
 \* ALL DIMENSIONS ARE IN MILLIMETRE EXCEPT OTHERWISE NOTED  
 THE OWNERSHIP OF THE COPYRIGHT IN THIS DRAWING IS RETAINED BY architecture design and research group ltd  
 WHOSE CONSENT MUST BE OBTAINED BEFORE ANY USE OR REPRODUCTION OF THE DRAWING OR ANY PART THEREOF CAN BE MADE.





Rev.	Date	Description	Drawn by	Checked by	Approved by
-	11/12/2018	Preliminary Schematic La/Out	CY	SKH / EC	BL
A	08/02/2019	Revised Schematic La/Out	CY / PC	SKH / EC	BL
B	28/02/2019	Revised Schematic La/Out	CY / PC	SKH / EC	BL
C	01/03/2019	Revised Schematic La/Out	CY / PC	SKH / EC	BL
D	08/03/2019	Revised Schematic La/Out	CY / ON	SKH / EC	BL
E	17/04/2019	Revised Schematic La/Out	CY / PC	SKH / EC	BL
F	29/04/2019	Revised Schematic La/Out	CY / PC	SKH / EC	BL

PROJECT TITLE CAMPUS ALTERATIONS, ADDITIONS, REPAIRS AND IMPROVEMENT WORKS FOR HON KONG INSTITUTE OF CONSTRUCTION, CONSTRUCTION INDUSTRY COUNCIL

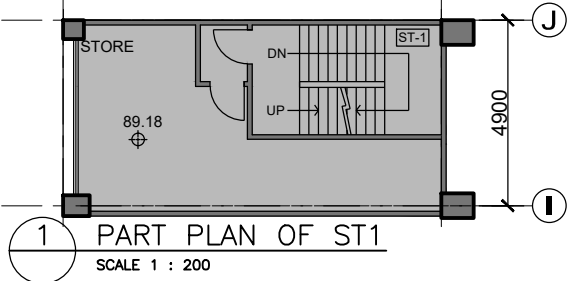
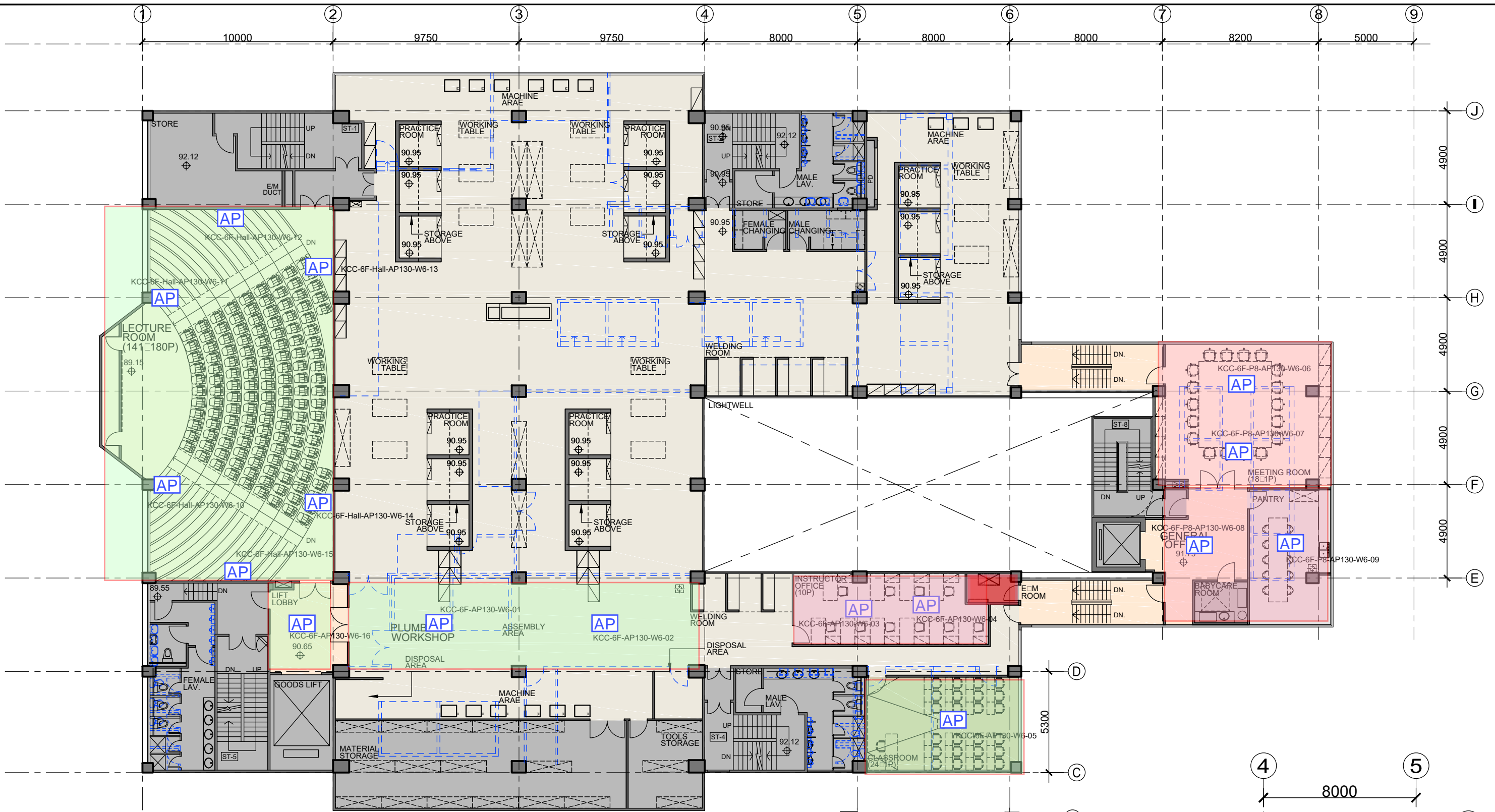
DRAWING TITLE SCHEMATIC LAYOUT PLAN - KWAI CHUNG TRAINING CENTRE FOURTH FLOOR

DRAWING NO. 986-KCC-G01-007a REV NO. F  
SCALE 1:200  
PROJECT REF. A986  
CAD REF. 20190508 KCC- G01(SETC EXTENSION OPEN).DWG  
B.D. REF. N/A FSD REF. N/A

OFFICE USE:  

 EXISTING LAYOUT TO BE DEMOLISHED  
 NON FURNISHED AREA  
 LOOSE FURNITURE  
 PROPOSED LOCKER  
 PROPOSED FULL HEIGHT CABINET  
 SPACING REQUIREMENT  
 \* ALL DIMENSIONS ARE IN MILLIMETRE EXCEPT OTHERWISE NOTED  
 THE OWNERSHIP OF THE COPYRIGHT IN THIS DRAWING IS RETAINED BY architecture design and research group ltd  
 WHOSE CONSENT MUST BE OBTAINED BEFORE ANY USE OR REPRODUCTION OF THE DRAWING OR ANY PART THEREOF CAN BE MADE.





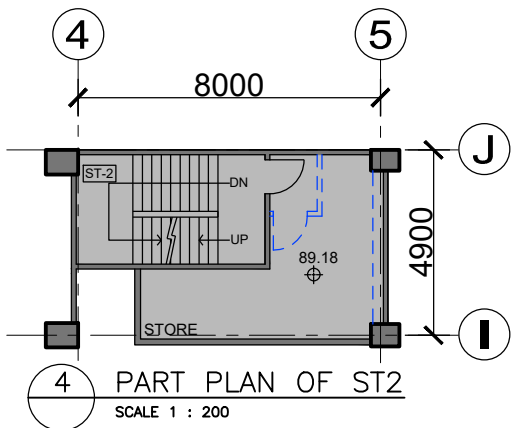
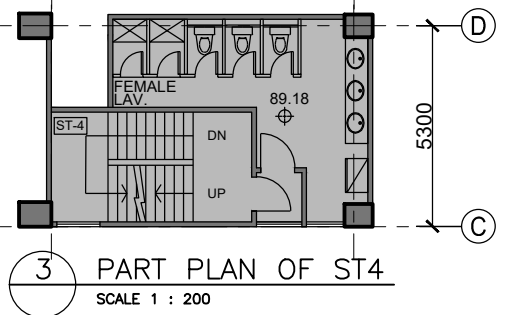
2 SIXTH FLOOR PLAN  
SCALE 1 : 200

Endorsed by: \_\_\_\_\_  
(Signature)

Name: \_\_\_\_\_

Capacity: \_\_\_\_\_  
(Client / Project Manager / End-users)

Date: \_\_\_\_\_



Rev.	Date	Description	Drawn by	Checked by	Approved by
-	11/12/2018	Preliminary Schematic LaOut	CY	SKH / EC	BL
A	08/02/2019	Revised Schematic LaOut	CY / PC	SKH / EC	BL
B	01/03/2019	Revised Schematic LaOut	CY / PC	SKH / EC	BL
C	08/03/2019	Revised Schematic LaOut	CY / ON	SKH / EC	BL
D	17/04/2019	Revised Schematic LaOut	CY / PC	SKH / EC	BL
E	29/04/2019	Revised Schematic LaOut	CY / PC	SKH / EC	BL

PROJECT TITLE CAMPUS ALTERATIONS, ADDITIONS, REPAIRS AND IMPROVEMENT WORKS FOR HON KONG INSTITUTE OF CONSTRUCTION, CONSTRUCTION INDUSTRY COUNCIL

DRAWING TITLE SCHEMATIC LAYOUT PLAN - KWAI CHUNG TRAINING CENTRE SIXTH FLOOR

DRAWING NO. 986-KCC-G01-009a REV NO. E

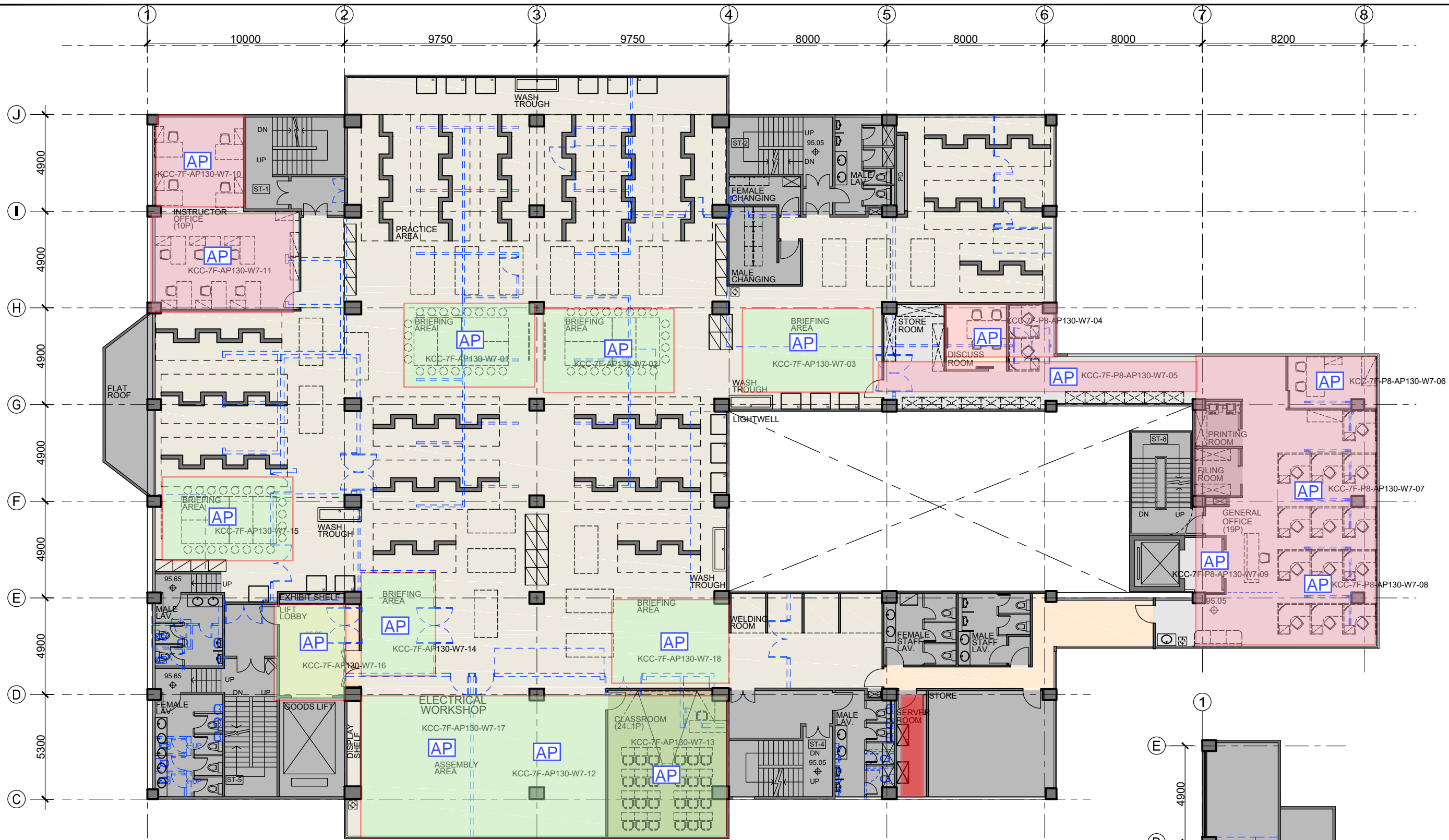
SCALE 1:200

PROJECT REF. A986

CAD REF. 20190508 KCC-G01(SETC EXTENSION OPEN).DWG

B.D. REF. N/A FSD REF. N/A

OFFICE USE:  
 - - - - - EXISTING LAYOUT TO BE DEMOLISHED  
 // // // NON FURNISHED AREA  
 □ LOOSE FURNITURE  
 □ PROPOSED LOCKER  
 □ PROPOSED FULL HEIGHT CABINET  
 □ SPACING REQUIREMENT  
 \* ALL DIMENSIONS ARE IN MILLIMETRE EXCEPT OTHERWISE NOTED  
 THE OWNERSHIP OF THE COPYRIGHT IN THIS DRAWING IS RETAINED BY architecture design and research group ltd  
 WHOSE CONSENT MUST BE OBTAINED BEFORE ANY USE OR REPRODUCTION OF THE DRAWING OR ANY PART THEREOF CAN BE MADE.



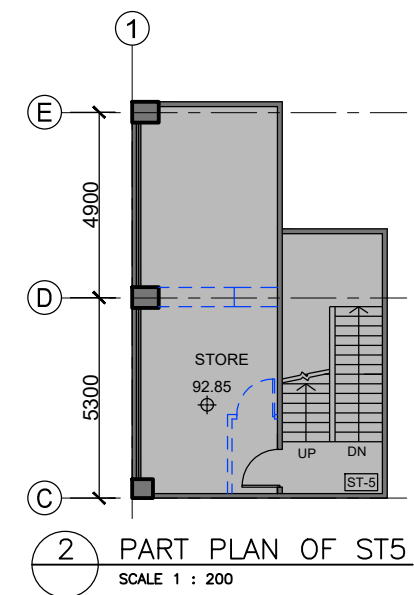
1 SEVENTH FLOOR PLAN  
SCALE 1 : 200

Endorsed by: \_\_\_\_\_  
(Signature)

Name: \_\_\_\_\_

Capacity: \_\_\_\_\_  
(Client / Project Manager / End-users)

Date: \_\_\_\_\_



2 PART PLAN OF ST5  
SCALE 1 : 200



Rev.	Date	Description	Drawn by	Checked by	Approved by
-	11/12/2018	Preliminary Schematic LaOut	CY	SKH / EC	BL
A	08/02/2019	Revised Schematic LaOut	CY / PC	SKH / EC	BL
B	01/03/2019	Revised Schematic LaOut	CY / PC	SKH / EC	BL
C	08/03/2019	Revised Schematic LaOut	CY / ON	SKH / EC	BL
D	17/04/2019	Revised Schematic LaOut	CY / PC	SKH / EC	BL
E	29/04/2019	Revised Schematic LaOut	CY / PC	SKH / EC	BL

PROJECT TITLE CAMPUS ALTERATIONS, ADDITIONS, REPAIRS AND IMPROVEMENT WORKS FOR HON KONG INSTITUTE OF CONSTRUCTION, CONSTRUCTION INDUSTRY COUNCIL

DRAWING TITLE SCHEMATIC LAYOUT PLAN - KWAI CHUNG TRAINING CENTRE SEVENTH FLOOR

DRAWING NO. 986-KCC-G01-010a REV NO. E

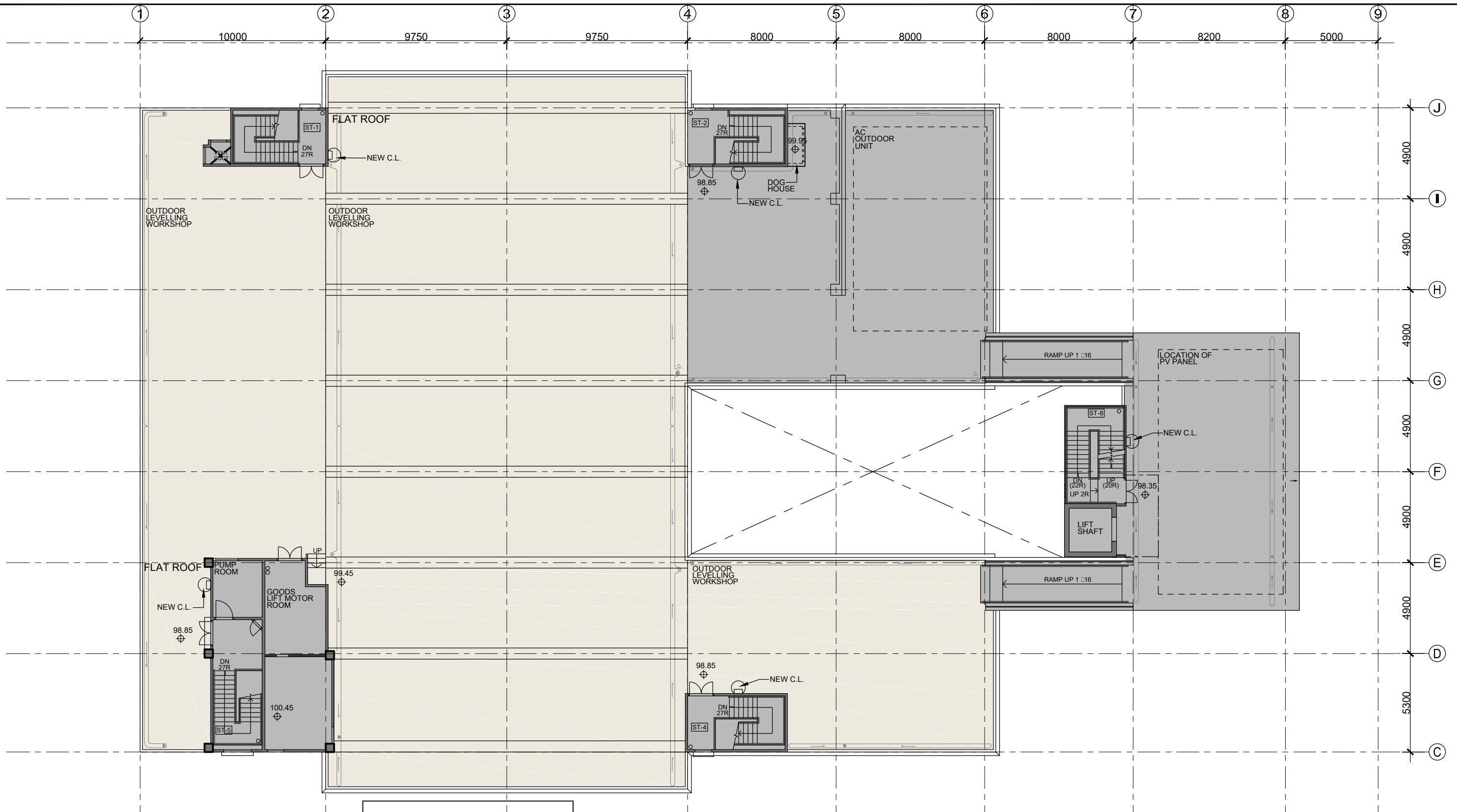
SCALE 1:200

PROJECT REF. A986

CAD REF. 20190508 KCC-G01(SETC EXTENSION OPEN).DWG

B.D. REF. N/A FSD REF. N/A

OFFICE USE:  
 - - - - - EXISTING LAYOUT TO BE DEMOLISHED  
 // // // NON FURNISHED AREA  
 □ LOOSE FURNITURE  
 □ PROPOSED LOCKER  
 □ PROPOSED FULL HEIGHT CABINET  
 □ SPACING REQUIREMENT  
 \* ALL DIMENSIONS ARE IN MILLIMETRE EXCEPT OTHERWISE NOTED  
 THE OWNERSHIP OF THE COPYRIGHT IN THIS DRAWING IS RETAINED BY architecture design and research group ltd  
 WHOSE CONSENT MUST BE OBTAINED BEFORE ANY USE OR REPRODUCTION OF THE DRAWING OR ANY PART THEREOF CAN BE MADE.



1 ROOF FLOOR PLAN  
SCALE 1 : 200

Endorsed by: \_\_\_\_\_  
(Signature)

Name: \_\_\_\_\_

Capacity: \_\_\_\_\_  
(Client / Project Manager / End-users)

Date: \_\_\_\_\_

NOTE  
MINOR RECTIFICATION OF  
WATER PROOFING WORKS  
(E.G. WATERPROOFING INJECTION)  
TO BE CONDUCTED AT WATER LEAKAGE  
AREA AT MAIN ROOF

Rev.	Date	Description	Drawn by	Checked by	Approved by
-	11/12/2018	Preliminary Schematic LaOut	CY	SKH / EC	BL
A	08/02/2019	Revised Schematic LaOut	CY / PC	SKH / EC	BL
B	01/03/2019	Revised Schematic LaOut	CY / PC	SKH / EC	BL
C	17/04/2019	Revised Schematic LaOut	CY / PC	SKH / EC	BL
D	29/04/2019	Revised Schematic LaOut	CY / PC	SKH / EC	BL

PROJECT TITLE CAMPUS ALTERATIONS, ADDITIONS, REPAIRS AND IMPROVEMENT WORKS FOR HON KONG INSTITUTE OF CONSTRUCTION, CONSTRUCTION INDUSTRY COUNCIL

DRAWING TITLE SCHEMATIC LAYOUT PLAN - KWAI CHUNG TRAINING CENTRE ROOF FLOOR

DRAWING NO. 986-KCC-G01-011a REV NO. D  
SCALE 1:200  
PROJECT REF. A986  
CAD REF. 20190508 KCC- G01(SETC EXTENSION OPEN).DWG  
B.D. REF. N/A FSD REF. N/A

OFFICE USE:  

 EXISTING LAYOUT TO BE DEMOLISHED  
 NON FURNISHED AREA  
 LOOSE FURNITURE  
 PROPOSED LOCKER  
 PROPOSED FULL HEIGHT CABINET  
 SPACING REQUIREMENT  
\* ALL DIMENSIONS ARE IN MILLIMETRE EXCEPT OTHERWISE NOTED  
 THE OWNERSHIP OF THE COPYRIGHT IN THIS DRAWING IS RETAINED BY architecture design and research group ltd  
 WHOSE CONSENT MUST BE OBTAINED BEFORE ANY USE OR REPRODUCTION OF THE DRAWING OR ANY PART THEREOF CAN BE MADE.

# Floor Plan in PDF

## SSC Floor Plan

Endorsed  (Signature)  
 Name: \_\_\_\_\_  
 Capacity  (Client / Project Manager / End-users)  
 Date: \_\_\_\_\_



**AD+RG**  
 architecture design and research group ltd



Rev.	Date	Description	Drawn by	Checked by	Approved by
-	12/11/2018	Preliminary Schematic La/Out	CY	SKH / EC	BL
A	21/01/2019	Preliminary Schematic La/Out	ON	SKH / EC	BL
B	08/02/2019	Revised Schematic La/Out	CY	SKH / EC	BL
C	01/03/2019	Revised Schematic La/Out	CY	SKH / EC	BL
D	17/04/2019	Revised Schematic La/Out	CY	SKH / EC	BL
E	29/04/2019	Revised Schematic La/Out	CY	SKH / EC	BL

**PROJECT TITLE** CAMPUS ALTERATIONS, ADDITIONS, REPAIRS AND IMPROVEMENT WORKS FOR HON KONG INSTITUTE OF CONSTRUCTION, CONSTRUCTION INDUSTRY COUNCIL

**DRAWING TITLE** SCHEMATIC LAYOUT PLAN - SHEUNG SHUI TRAINING CENTRE GROUND FLOOR

**DRAWING NO.** 986-SSC-G01-001 **REV NO.** E

**SCALE** 1:300

**PROJECT REF.** A986

**CAD REF.** 20190514 SSC-G01.DWG

**B.D. REF.** N/A **FSD REF.** N/A

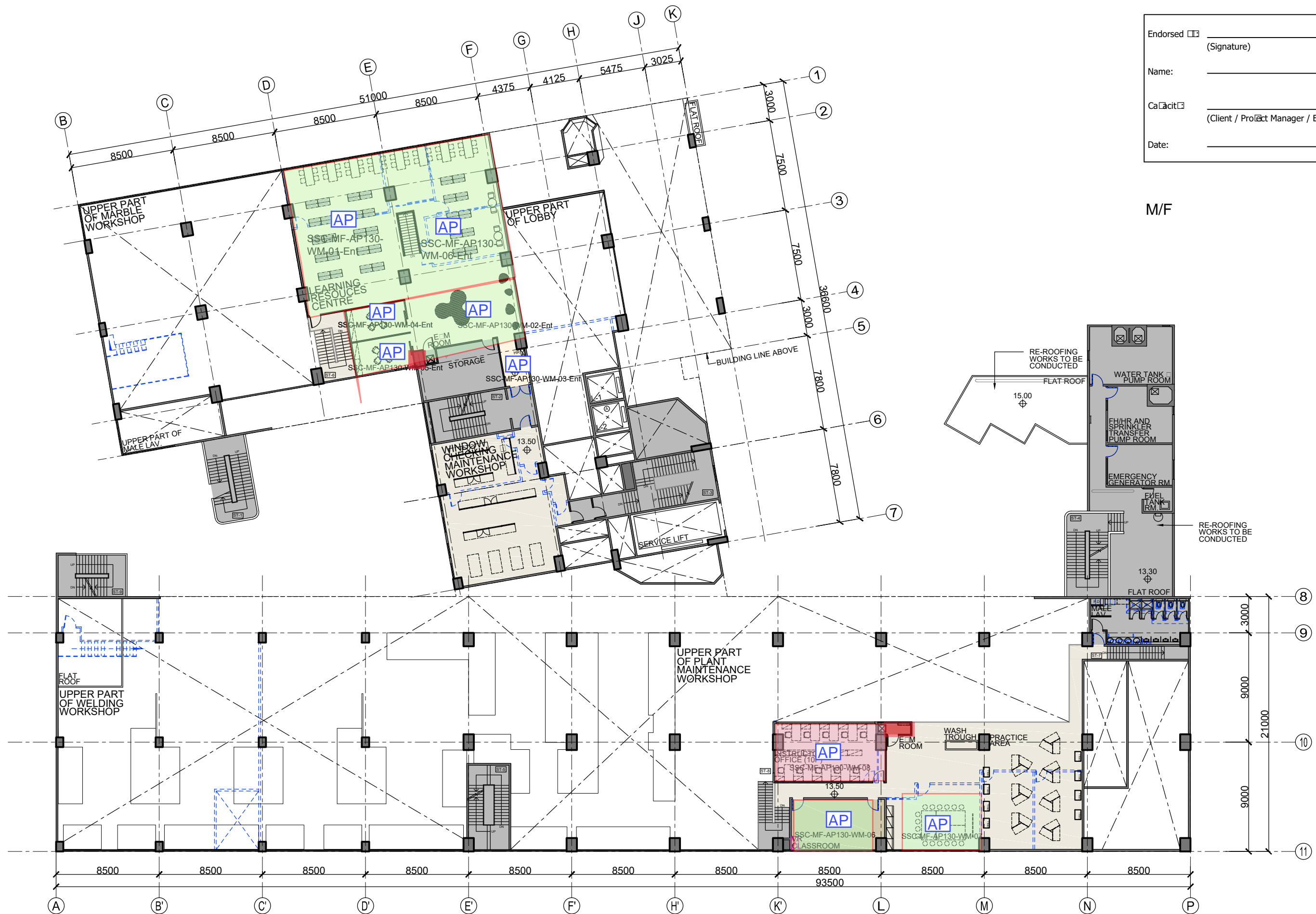
- EXISTING LAYOUT TO BE DEMOLISHED
  - NON FURNISHED AREA
  - LOOSE FURNITURE
  - PROPOSED LOCKER
  - PROPOSED FULL HEIGHT CABINET
  - SPACING REQUIREMENT
- \* ALL DIMENSIONS ARE IN MILLIMETRE EXCEPT OTHERWISE NOTED  
 THE OWNERSHIP OF THE COPYRIGHT IN THIS DRAWING IS RETAINED BY architecture design and research group ltd  
 WHOSE CONSENT MUST BE OBTAINED BEFORE ANY USE OR REPRODUCTION OF THE DRAWING OR ANY PART THEREOF CAN BE MADE.

Endorsed  \_\_\_\_\_  
 (Signature)

Name: \_\_\_\_\_

Capacity  \_\_\_\_\_  
 (Client / Project Manager / End-users)

Date: \_\_\_\_\_



**AD+RG**  
 architecture design and research group ltd

Rev.	Date	Description	Drawn by	Checked by	Approved by
-	12/11/2018	Preliminary Schematic LaOut	CY	SKH / EC	BL
A	21/01/2019	Preliminary Schematic LaOut	ON	SKH / EC	BL
B	08/02/2019	Revised Schematic LaOut	CY	SKH / EC	BL
C	01/03/2019	Revised Schematic LaOut	CY	SKH / EC	BL
D	17/04/2019	Revised Schematic LaOut	CY	SKH / EC	BL
E	29/04/2019	Revised Schematic LaOut	CY	SKH / EC	BL

**PROJECT TITLE** CAMPUS ALTERATIONS, ADDITIONS, REPAIRS AND IMPROVEMENT WORKS FOR HON KONG INSTITUTE OF CONSTRUCTION, CONSTRUCTION INDUSTRY COUNCIL

**DRAWING TITLE** SCHEMATIC LAYOUT PLAN - SHEUNG SHUI TRAINING CENTRE MEZZANINE FLOOR

**DRAWING NO.** 986-SSC-G01-002 **REV NO.** E

**SCALE** 1:300

**PROJECT REF.** A986

**CAD REF.** 20190514 SSC-G01.DWG

**B.D. REF.** N/A **FSD REF.** N/A

**OFFICE USE:**

- EXISTING LAYOUT TO BE DEMOLISHED
- NON FURNISHED AREA
- LOOSE FURNITURE
- PROPOSED LOCKER
- PROPOSED FULL HEIGHT CABINET
- SPACING REQUIREMENT

\* ALL DIMENSIONS ARE IN MILLIMETRE EXCEPT OTHERWISE NOTED  
 THE OWNERSHIP OF THE COPYRIGHT IN THIS DRAWING IS RETAINED BY architecture design and research group ltd  
 WHOSE CONSENT MUST BE OBTAINED BEFORE ANY USE OR REPRODUCTION OF THE DRAWING OR ANY PART THEREOF CAN BE MADE.



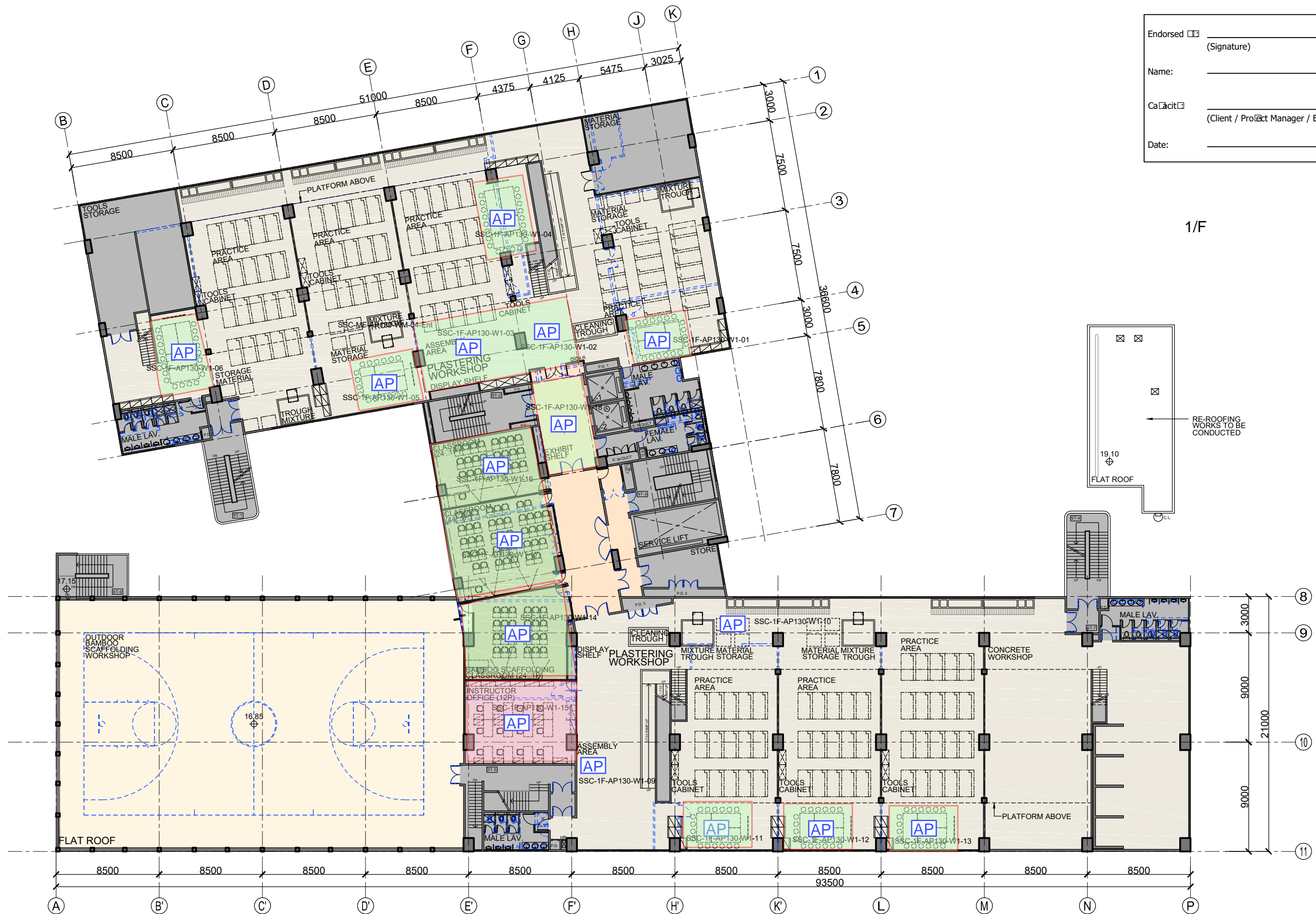
Endorsed  \_\_\_\_\_  
 (Signature)

Name: \_\_\_\_\_

Capacity  \_\_\_\_\_  
 (Client / Project Manager / End-users)

Date: \_\_\_\_\_

1/F



**AD+RG**  
 architecture design and research group ltd

Rev.	Date	Description	Drawn by	Checked by	Approved by
-	12/11/2018	Preliminary Schematic LaOut	CY	SKH / EC	BL
A	21/01/2019	Preliminary Schematic LaOut	ON	SKH / EC	BL
B	08/02/2019	Revised Schematic LaOut	CY	SKH / EC	BL
C	01/03/2019	Revised Schematic LaOut	CY	SKH / EC	BL
D	17/04/2019	Revised Schematic LaOut	CY	SKH / EC	BL
E	29/04/2019	Revised Schematic LaOut	CY	SKH / EC	BL

**PROJECT TITLE** CAMPUS ALTERATIONS, ADDITIONS, REPAIRS AND IMPROVEMENT WORKS FOR HON KONG INSTITUTE OF CONSTRUCTION, CONSTRUCTION INDUSTRY COUNCIL

**DRAWING TITLE** SCHEMATIC LAYOUT PLAN - SHEUNG SHUI TRAINING CENTRE FIRST FLOOR

**DRAWING NO.** 986-SSC-G01-003 **REV NO.** E

**SCALE** 1:300

**PROJECT REF.** A986

**CAD REF.** 20190514 SSC-G01.DWG

**B.D. REF.** N/A **FSD REF.** N/A

- OFFICE USE:**
- EXISTING LAYOUT TO BE DEMOLISHED
  - NON FURNISHED AREA
  - LOOSE FURNITURE
  - PROPOSED LOCKER
  - PROPOSED FULL HEIGHT CABINET
  - SPACING REQUIREMENT
- \* ALL DIMENSIONS ARE IN MILLIMETRE EXCEPT OTHERWISE NOTED  
 THE OWNERSHIP OF THE COPYRIGHT IN THIS DRAWING IS RETAINED BY architecture design and research group ltd  
 WHOSE CONSENT MUST BE OBTAINED BEFORE ANY USE OR REPRODUCTION OF THE DRAWING OR ANY PART THEREOF CAN BE MADE.

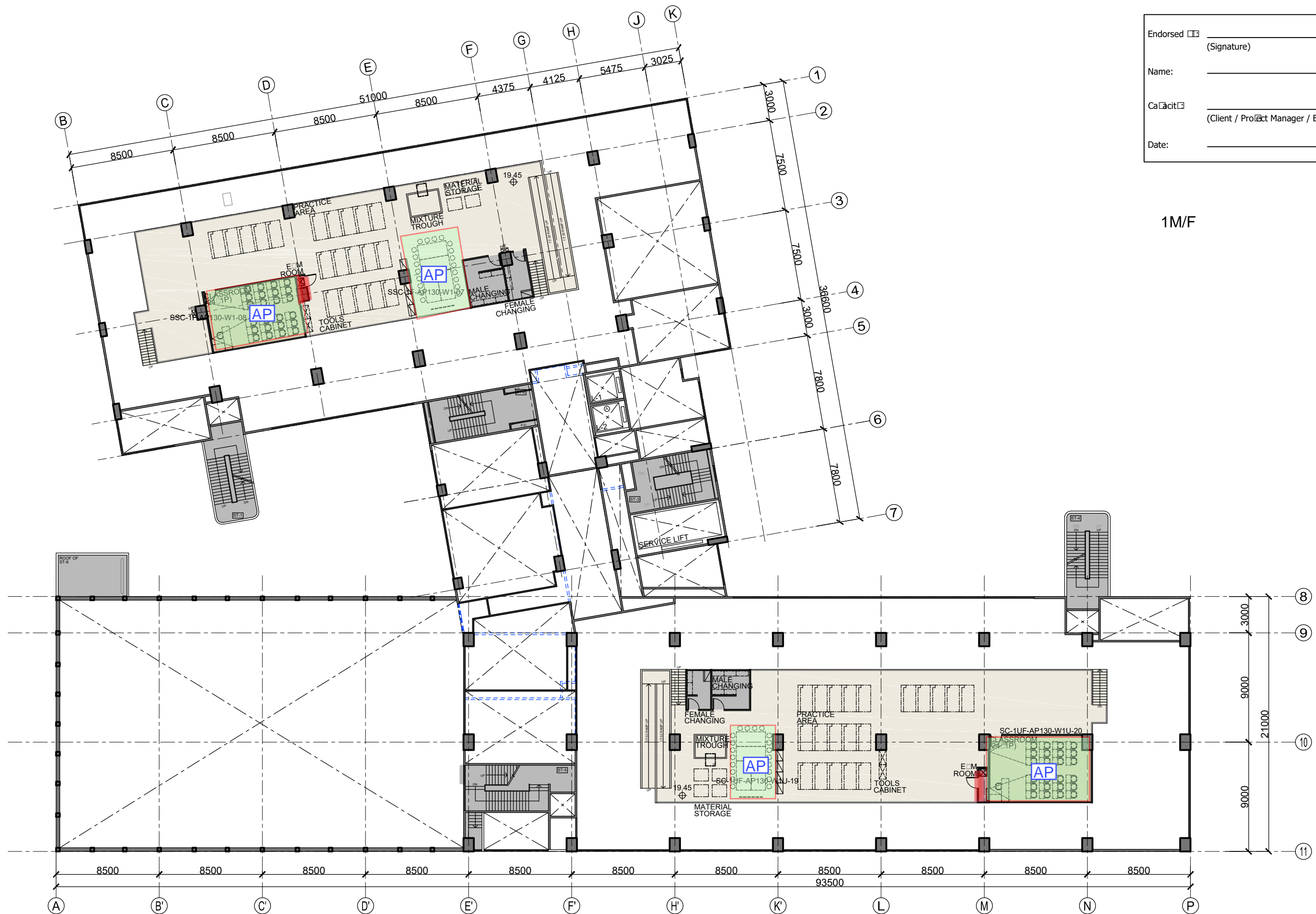
Endorsed  \_\_\_\_\_  
 (Signature)

Name: \_\_\_\_\_

Capacity  \_\_\_\_\_  
 (Client / Project Manager / End-users)

Date: \_\_\_\_\_

1M/F



**AD+RG**  
 architecture design and research group ltd

Rev.	Date	Description	Drawn by	Checked by	Approved by
-	12/11/2018	Preliminary Schematic Layout	CY	SKH / EC	BL
A	21/01/2019	Preliminary Schematic Layout	ON	SKH / EC	BL
B	08/02/2019	Revised Schematic Layout	CY	SKH / EC	BL
C	01/03/2019	Revised Schematic Layout	CY	SKH / EC	BL
D	17/04/2019	Revised Schematic Layout	CY	SKH / EC	BL

**PROJECT TITLE** CAMPUS ALTERATIONS, ADDITIONS, REPAIRS AND IMPROVEMENT WORKS FOR HONG KONG INSTITUTE OF CONSTRUCTION, CONSTRUCTION INDUSTRY COUNCIL

**DRAWING TITLE** SCHEMATIC LAYOUT PLAN - SHEUNG SHUI TRAINING CENTRE UPPER PART OF FIRST FLOOR

**DRAWING NO.** 986-SSC-G01-004 **REV NO.** D

**SCALE** 1:300

**PROJECT REF.** A986

**CAD REF.** 20190514 SSC-G01.DWG

**B.D. REF.** N/A **FSD REF.** N/A

**OFFICE USE:**

- EXISTING LAYOUT TO BE DEMOLISHED
- NON FURNISHED AREA
- LOOSE FURNITURE
- PROPOSED LOCKER
- PROPOSED FULL HEIGHT CABINET
- SPACING REQUIREMENT

\* ALL DIMENSIONS ARE IN MILLIMETRE EXCEPT OTHERWISE NOTED  
 THE OWNERSHIP OF THE COPYRIGHT IN THIS DRAWING IS RETAINED BY architecture design and research group ltd  
 WHOSE CONSENT MUST BE OBTAINED BEFORE ANY USE OR REPRODUCTION OF THE DRAWING OR ANY PART THEREOF CAN BE MADE.



Endorsed  \_\_\_\_\_  
 (Signature)

Name: \_\_\_\_\_

Capacity  \_\_\_\_\_  
 (Client / Project Manager / End-users)

Date: \_\_\_\_\_

2/F

**AD+RG**  
 architecture design and research group ltd

Rev.	Date	Description	Drawn by	Checked by	Approved by
-	12/11/2018	Preliminary Schematic Layout	CY	SKH / EC	BL
A	21/01/2019	Preliminary Schematic Layout	ON	SKH / EC	BL
B	08/02/2019	Revised Schematic Layout	CY	SKH / EC	BL
C	01/03/2019	Revised Schematic Layout	CY	SKH / EC	BL
D	17/04/2019	Revised Schematic Layout	CY	SKH / EC	BL
E	29/04/2019	Revised Schematic Layout	CY	SKH / EC	BL

**PROJECT TITLE** CAMPUS ALTERATIONS, ADDITIONS, REPAIRS AND IMPROVEMENT WORKS FOR HON KONG INSTITUTE OF CONSTRUCTION, CONSTRUCTION INDUSTRY COUNCIL

**DRAWING TITLE** SCHEMATIC LAYOUT PLAN - SHEUNG SHUI TRAINING CENTRE SECOND FLOOR

**DRAWING NO.** 986-SSC-G01-005 **REV NO.** E

**SCALE** 1:300

**PROJECT REF.** A986

**CAD REF.** 20190514 SSC-G01.DWG

**B.D. REF.** N/A **FSD REF.** N/A

**OFFICE USE:**

- EXISTING LAYOUT TO BE DEMOLISHED
- NON FURNISHED AREA
- LOOSE FURNITURE
- PROPOSED LOCKER
- PROPOSED FULL HEIGHT CABINET
- SPACING REQUIREMENT

\* ALL DIMENSIONS ARE IN MILLIMETRE EXCEPT OTHERWISE NOTED  
 THE OWNERSHIP OF THE COPYRIGHT IN THIS DRAWING IS RETAINED BY ARCHITECTURE DESIGN AND RESEARCH GROUP LTD  
 WHOSE CONSENT MUST BE OBTAINED BEFORE ANY USE OR REPRODUCTION OF THE DRAWING OR ANY PART THEREOF CAN BE MADE.



Endorsed  \_\_\_\_\_  
 (Signature)

Name: \_\_\_\_\_

Capacity  \_\_\_\_\_  
 (Client / Project Manager / End-users)

Date: \_\_\_\_\_



Rev.	Date	Description	Drawn by	Checked by	Approved by
-	12/11/2018	Preliminary Schematic LaOut	CY	SKH / EC	BL
A	21/01/2019	Preliminary Schematic LaOut	ON	SKH / EC	BL
B	08/02/2019	Revised Schematic LaOut	CY	SKH / EC	BL
C	01/03/2019	Revised Schematic LaOut	CY	SKH / EC	BL
D	17/04/2019	Revised Schematic LaOut	CY	SKH / EC	BL
E	29/04/2019	Revised Schematic LaOut	CY	SKH / EC	BL

PROJECT TITLE CAMPUS ALTERATIONS, ADDITIONS, REPAIRS AND IMPROVEMENT WORKS FOR HON KONG INSTITUTE OF CONSTRUCTION, CONSTRUCTION INDUSTRY COUNCIL

DRAWING TITLE SCHEMATIC LAYOUT PLAN - SHEUNG SHUI TRAINING CENTRE THIRD FLOOR

DRAWING NO. 986-SSC-G01-006 REV NO. E

SCALE 1:300

PROJECT REF. A986

CAD REF. 20190514 SSC-G01.DWG

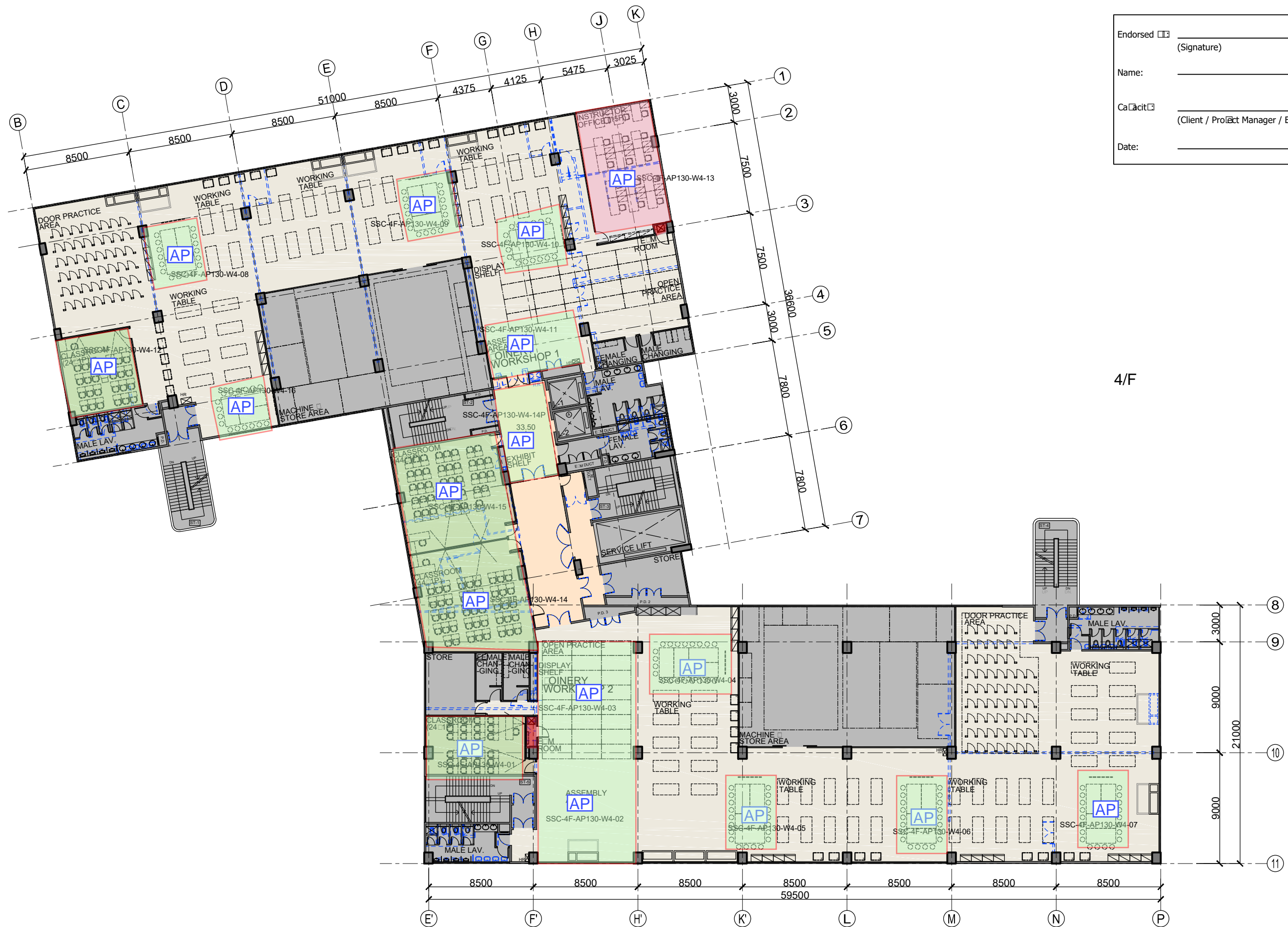
B.D. REF. N/A FSD REF. N/A

OFFICE USE:

- EXISTING LAYOUT TO BE DEMOLISHED
- NON FURNISHED AREA
- LOOSE FURNITURE
- PROPOSED LOCKER
- PROPOSED FULL HEIGHT CABINET
- SPACING REQUIREMENT

\* ALL DIMENSIONS ARE IN MILLIMETRE EXCEPT OTHERWISE NOTED

THE OWNERSHIP OF THE COPYRIGHT IN THIS DRAWING IS RETAINED BY architecture design and research group ltd. WHOSE CONSENT MUST BE OBTAINED BEFORE ANY USE OR REPRODUCTION OF THE DRAWING OR ANY PART THEREOF CAN BE MADE.



4/F

Endorsed  \_\_\_\_\_  
 (Signature)

Name: \_\_\_\_\_

Capacity  \_\_\_\_\_  
 (Client / Project Manager / End-users)

Date: \_\_\_\_\_



Rev.	Date	Description	Drawn by	Checked by	Approved by
-	12/11/2018	Preliminary Schematic Layout	CY	SKH / EC	BL
A	21/01/2019	Preliminary Schematic Layout	ON	SKH / EC	BL
B	08/02/2019	Revised Schematic Layout	CY	SKH / EC	BL
C	01/03/2019	Revised Schematic Layout	CY	SKH / EC	BL
D	17/04/2019	Revised Schematic Layout	CY	SKH / EC	BL
E	29/04/2019	Revised Schematic Layout	CY	SKH / EC	BL

**PROJECT TITLE** CAMPUS ALTERATIONS, ADDITIONS, REPAIRS AND IMPROVEMENT WORKS FOR HON KONG INSTITUTE OF CONSTRUCTION, CONSTRUCTION INDUSTRY COUNCIL

**DRAWING TITLE** SCHEMATIC LAYOUT PLAN - SHEUNG SHUI TRAINING CENTRE FOURTH FLOOR

**DRAWING NO.** 986-SSC-G01-007 **REV NO.** E

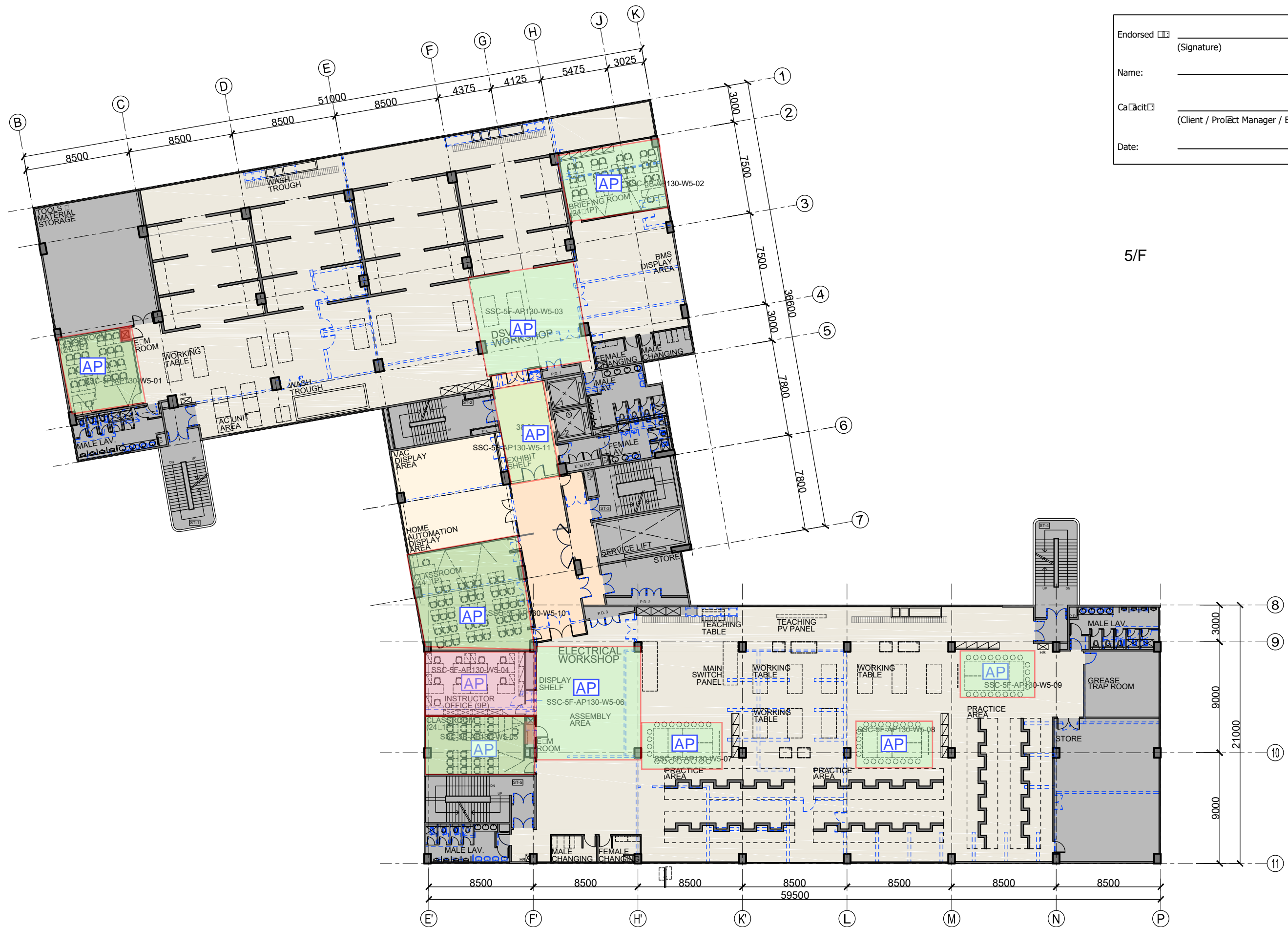
**SCALE** 1:300

**PROJECT REF.** A986

**CAD REF.** 20190514 SSC-G01.DWG

**B.D. REF.** N/A **FSD REF.** N/A

- OFFICE USE:**
- EXISTING LAYOUT TO BE DEMOLISHED
  - NON FURNISHED AREA
  - LOOSE FURNITURE
  - PROPOSED LOCKER
  - PROPOSED FULL HEIGHT CABINET
  - SPACING REQUIREMENT
- \* ALL DIMENSIONS ARE IN MILLIMETRE EXCEPT OTHERWISE NOTED  
 THE OWNERSHIP OF THE COPYRIGHT IN THIS DRAWING IS RETAINED BY architecture design and research group ltd  
 WHOSE CONSENT MUST BE OBTAINED BEFORE ANY USE OR REPRODUCTION OF THE DRAWING OR ANY PART THEREOF CAN BE MADE.



Endorsed  \_\_\_\_\_  
 (Signature)

Name: \_\_\_\_\_

Capacity  \_\_\_\_\_  
 (Client / Project Manager / End-users)

Date: \_\_\_\_\_

5/F

**AD+RG**  
 architecture design and research group ltd

Rev.	Date	Description	Drawn by	Checked by	Approved by
-	12/11/2018	Preliminary Schematic Layout	CY	SKH / EC	BL
A	21/01/2019	Preliminary Schematic Layout	ON	SKH / EC	BL
B	08/02/2019	Revised Schematic Layout	CY	SKH / EC	BL
C	01/03/2019	Revised Schematic Layout	CY	SKH / EC	BL
D	17/04/2019	Revised Schematic Layout	CY	SKH / EC	BL
E	29/04/2019	Revised Schematic Layout	CY	SKH / EC	BL

**PROJECT TITLE** CAMPUS ALTERATIONS, ADDITIONS, REPAIRS AND IMPROVEMENT WORKS FOR HON KONG INSTITUTE OF CONSTRUCTION, CONSTRUCTION INDUSTRY COUNCIL

**DRAWING TITLE** SCHEMATIC LAYOUT PLAN - SHEUNG SHUI TRAINING CENTRE FIFTH FLOOR

**DRAWING NO.** 986-SSC-G01-008 **REV NO.** E

**SCALE** 1:300

**PROJECT REF.** A986

**CAD REF.** 20190514 SSC-G01.DWG

**B.D. REF.** N/A **FSD REF.** N/A

**OFFICE USE:**

- EXISTING LAYOUT TO BE DEMOLISHED
- NON FURNISHED AREA
- LOOSE FURNITURE
- PROPOSED LOCKER
- PROPOSED FULL HEIGHT CABINET
- SPACING REQUIREMENT

\* ALL DIMENSIONS ARE IN MILLIMETRE EXCEPT OTHERWISE NOTED  
 THE OWNERSHIP OF THE COPYRIGHT IN THIS DRAWING IS RETAINED BY ARCHITECTURE DESIGN AND RESEARCH GROUP LTD  
 WHOSE CONSENT MUST BE OBTAINED BEFORE ANY USE OR REPRODUCTION OF THE DRAWING OR ANY PART THEREOF CAN BE MADE.



Endorsed  \_\_\_\_\_  
 (Signature)

Name: \_\_\_\_\_

Capacity  \_\_\_\_\_  
 (Client / Project Manager / End-users)

Date: \_\_\_\_\_

6/F

Rev.	Date	Description	Drawn by	Checked by	Approved by
-	12/11/2018	Preliminary Schematic Layout	CY	SKH / EC	BL
A	21/01/2019	Preliminary Schematic Layout	ON	SKH / EC	BL
B	08/02/2019	Revised Schematic Layout	CY	SKH / EC	BL
C	01/03/2019	Revised Schematic Layout	CY	SKH / EC	BL
D	17/04/2019	Revised Schematic Layout	CY	SKH / EC	BL
E	29/04/2019	Revised Schematic Layout	CY	SKH / EC	BL

**PROJECT TITLE** CAMPUS ALTERATIONS, ADDITIONS, REPAIRS AND IMPROVEMENT WORKS FOR HON KONG INSTITUTE OF CONSTRUCTION, CONSTRUCTION INDUSTRY COUNCIL

**DRAWING TITLE** SCHEMATIC LAYOUT PLAN - SHEUNG SHUI TRAINING CENTRE SIXTH FLOOR

**DRAWING NO.** 986-SSC-G01-009 **REV NO.** E

**SCALE** 1:300

**PROJECT REF.** A986

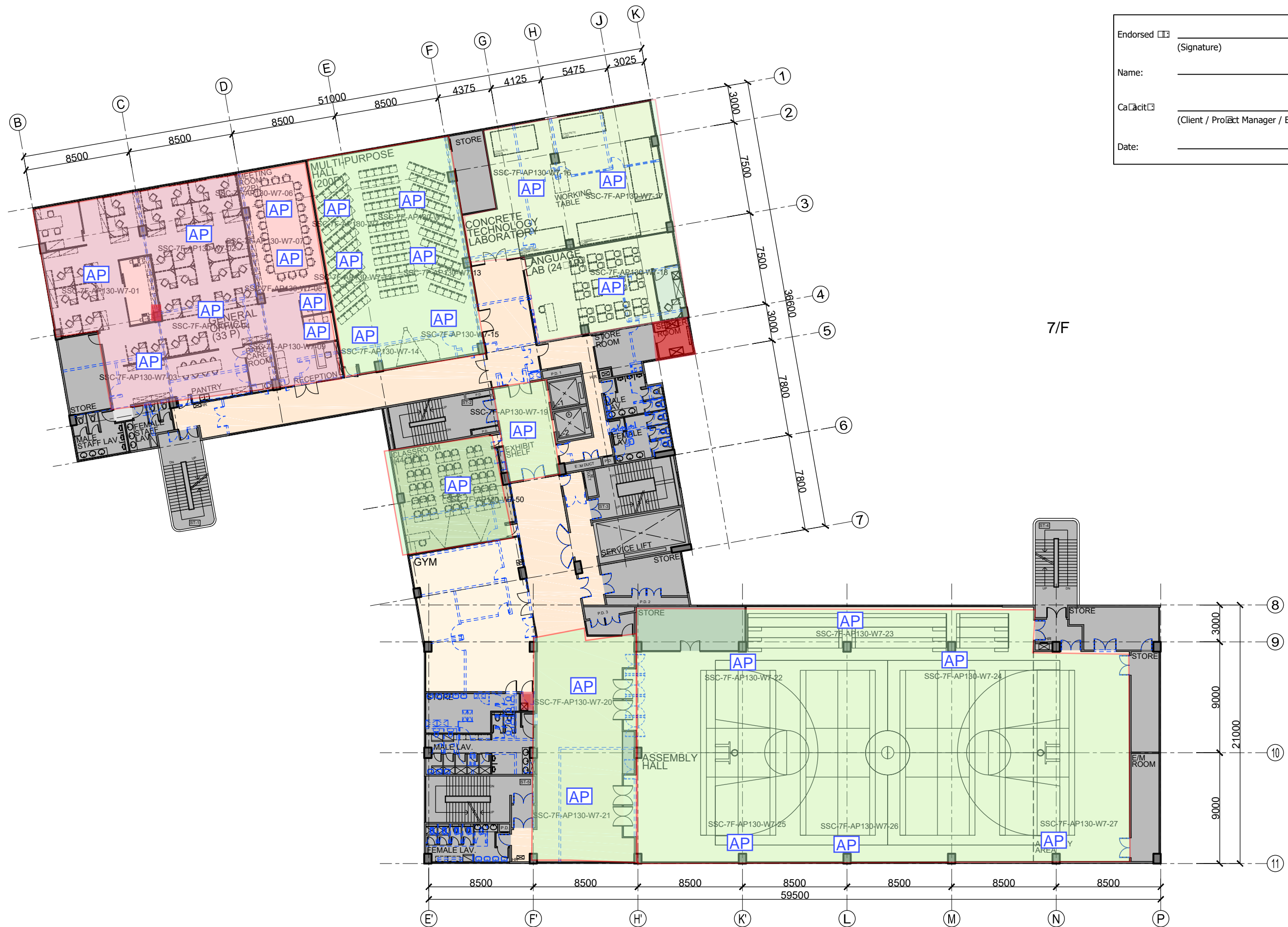
**CAD REF.** 20190514 SSC-G01.DWG

**B.D. REF.** N/A **FSD REF.** N/A

**OFFICE USE:**

- EXISTING LAYOUT TO BE DEMOLISHED
- NON FURNISHED AREA
- LOOSE FURNITURE
- PROPOSED LOCKER
- PROPOSED FULL HEIGHT CABINET
- SPACING REQUIREMENT

\* ALL DIMENSIONS ARE IN MILLIMETRE EXCEPT OTHERWISE NOTED  
 THE OWNERSHIP OF THE COPYRIGHT IN THIS DRAWING IS RETAINED BY architecture design and research group ltd  
 WHOSE CONSENT MUST BE OBTAINED BEFORE ANY USE OR REPRODUCTION OF THE DRAWING OR ANY PART THEREOF CAN BE MADE.



Endorsed  \_\_\_\_\_  
 (Signature)

Name: \_\_\_\_\_

Capacity  \_\_\_\_\_  
 (Client / Project Manager / End-users)

Date: \_\_\_\_\_

7/F

**AD+RG**  
 architecture design and research group ltd

Rev.	Date	Description	Drawn by	Checked by	Approved by
-	12/11/2018	Preliminary Schematic LaOut	CY	SKH / EC	BL
A	21/01/2019	Preliminary Schematic LaOut	CY	SKH / EC	BL
B	08/02/2019	Revised Schematic LaOut	CY	SKH / EC	BL
C	01/03/2019	Revised Schematic LaOut	CY	SKH / EC	BL
D	29/04/2019	Revised Schematic LaOut	CY	SKH / EC	BL
E	14/05/2019	Revised Schematic LaOut	CY	SKH / EC	BL

**PROJECT TITLE** CAMPUS ALTERATIONS, ADDITIONS, REPAIRS AND IMPROVEMENT WORKS FOR HON KONG INSTITUTE OF CONSTRUCTION, CONSTRUCTION INDUSTRY COUNCIL

**DRAWING TITLE** SCHEMATIC LAYOUT PLAN - SHEUNG SHUI TRAINING CENTRE SEVENTH FLOOR

**DRAWING NO.** 986-SSC-G01-010 **REV NO.** E

**SCALE** 1:300

**PROJECT REF.** A986

**CAD REF.** 20190514 SSC-G01.DWG

**B.D. REF.** N/A **FSD REF.** N/A

**OFFICE USE:**

- EXISTING LAYOUT TO BE DEMOLISHED
- NON FURNISHED AREA
- LOOSE FURNITURE
- PROPOSED LOCKER
- PROPOSED FULL HEIGHT CABINET
- SPACING REQUIREMENT

\* ALL DIMENSIONS ARE IN MILLIMETRE EXCEPT OTHERWISE NOTED  
 THE OWNERSHIP OF THE COPYRIGHT IN THIS DRAWING IS RETAINED BY architecture design and research group ltd  
 WHOSE CONSENT MUST BE OBTAINED BEFORE ANY USE OR REPRODUCTION OF THE DRAWING OR ANY PART THEREOF CAN BE MADE.

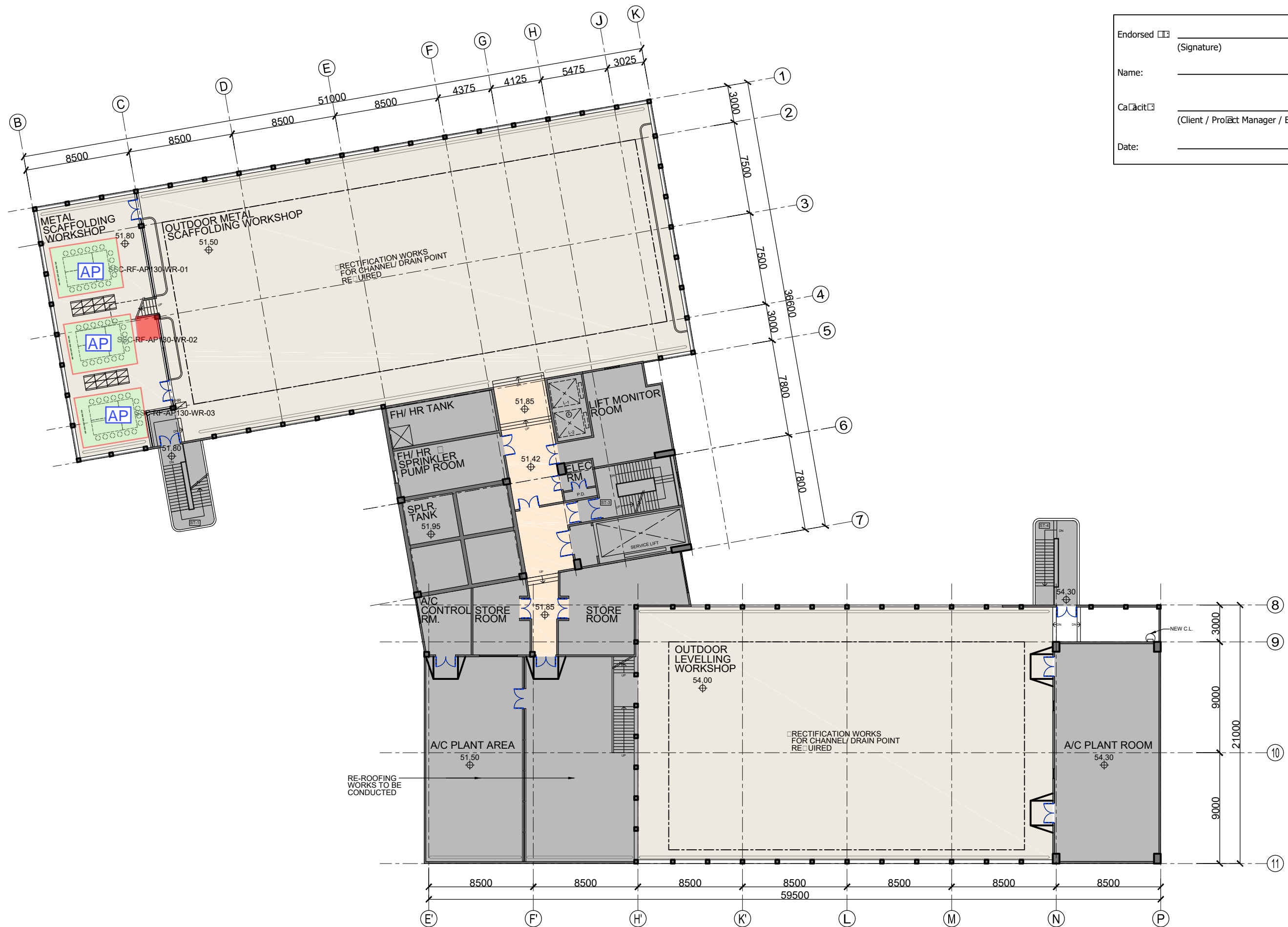


Endorsed  \_\_\_\_\_  
 (Signature)

Name: \_\_\_\_\_

Capacity  \_\_\_\_\_  
 (Client / Project Manager / End-users)

Date: \_\_\_\_\_



Rev.	Date	Description	Drawn by	Checked by	Approved by
-	12/11/2018	Preliminary Schematic Layout	CY	SKH / EC	BL
A	21/01/2019	Preliminary Schematic Layout	ON	SKH / EC	BL
B	08/02/2019	Revised Schematic Layout	CY	SKH / EC	BL
C	01/03/2019	Revised Schematic Layout	CY	SKH / EC	BL
D	17/04/2019	Revised Schematic Layout	CY	SKH / EC	BL
E	29/04/2019	Revised Schematic Layout	CY	SKH / EC	BL

**PROJECT TITLE** CAMPUS ALTERATIONS, ADDITIONS, REPAIRS AND IMPROVEMENT WORKS FOR HON KONG INSTITUTE OF CONSTRUCTION, CONSTRUCTION INDUSTRY COUNCIL

**DRAWING TITLE** SCHEMATIC LAYOUT PLAN - SHEUNG SHUI TRAINING CENTRE EIGHTH FLOOR

**DRAWING NO.** 986-SSC-G01-011 **REV NO.** E

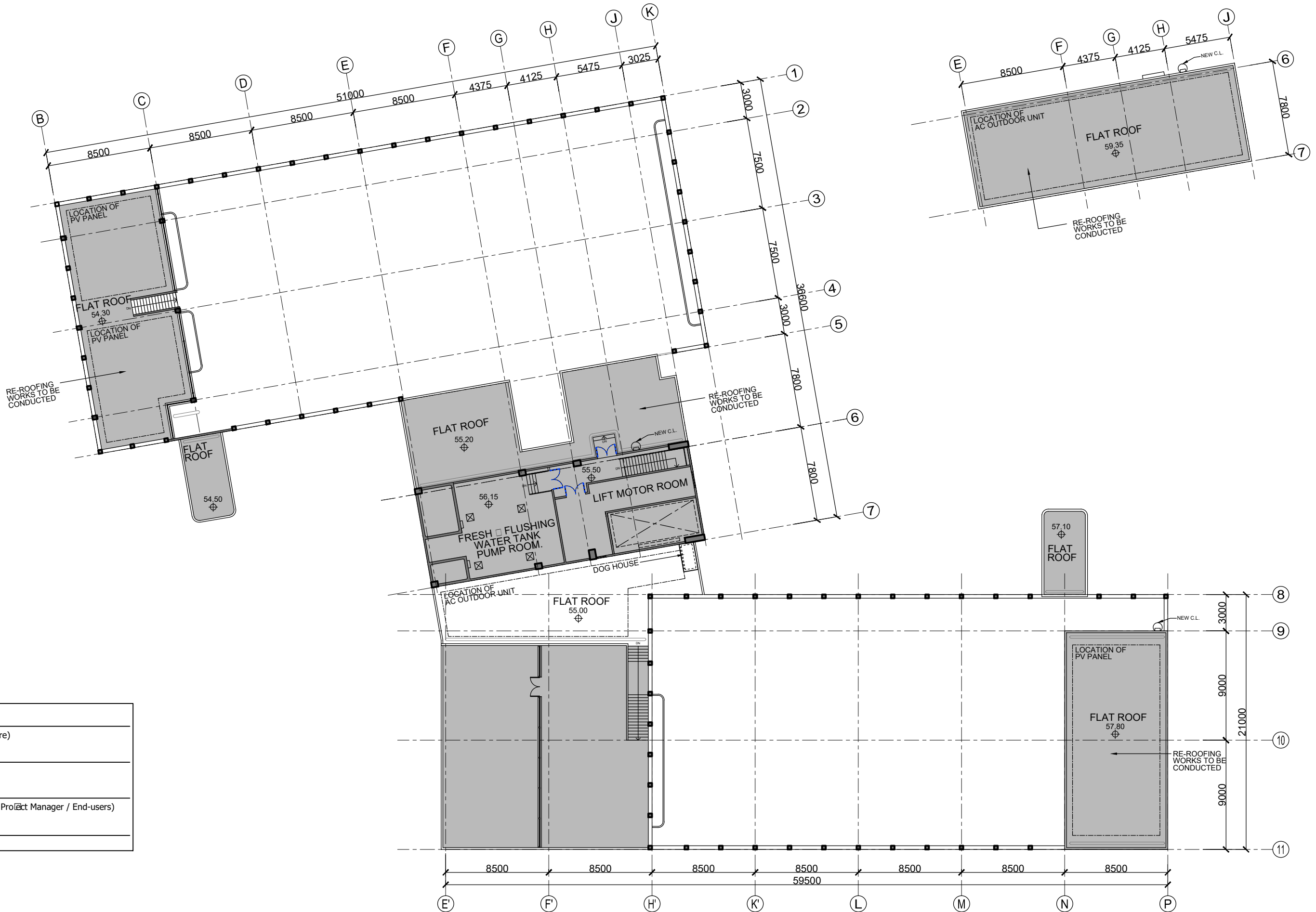
**SCALE** 1:300

**PROJECT REF.** A986

**CAD REF.** 20190514 SSC-G01.DWG

**B.D. REF.** N/A **FSD REF.** N/A

- OFFICE USE:**
- EXISTING LAYOUT TO BE DEMOLISHED
  - NON FURNISHED AREA
  - LOOSE FURNITURE
  - PROPOSED LOCKER
  - PROPOSED FULL HEIGHT CABINET
  - SPACING REQUIREMENT
- \* ALL DIMENSIONS ARE IN MILLIMETRE EXCEPT OTHERWISE NOTED  
 THE OWNERSHIP OF THE COPYRIGHT IN THIS DRAWING IS RETAINED BY architecture design and research group ltd  
 WHOSE CONSENT MUST BE OBTAINED BEFORE ANY USE OR REPRODUCTION OF THE DRAWING OR ANY PART THEREOF CAN BE MADE.



Endorsed  \_\_\_\_\_  
 (Signature)

Name: \_\_\_\_\_

Capacity  \_\_\_\_\_  
 (Client / Project Manager / End-users)

Date: \_\_\_\_\_



Rev.	Date	Description	Drawn by	Checked by	Approved by
-	12/11/2018	Preliminary Schematic Layout	CY	SKH / EC	BL
A	21/01/2019	Preliminary Schematic Layout	ON	SKH / EC	BL
B	11/02/2019	Revised Schematic Layout	ON	SKH / EC	BL
C	01/03/2019	Revised Schematic Layout	CY	SKH / EC	BL
D	17/04/2019	Revised Schematic Layout	CY	SKH / EC	BL
E	29/04/2019	Revised Schematic Layout	CY	SKH / EC	BL

PROJECT TITLE: CAMPUS ALTERATIONS, ADDITIONS, REPAIRS AND IMPROVEMENT WORKS FOR HON KONG INSTITUTE OF CONSTRUCTION, CONSTRUCTION INDUSTRY COUNCIL

DRAWING TITLE: SCHEMATIC LAYOUT PLAN - SHEUNG SHUI TRAINING CENTRE MAIN ROOF

DRAWING NO. 986-SSC-G01-012 REV NO. E

SCALE 1:300

PROJECT REF. A986

CAD REF. 20190514 SSC-G01.DWG

B.D. REF. N/A FSD REF. N/A

OFFICE USE:

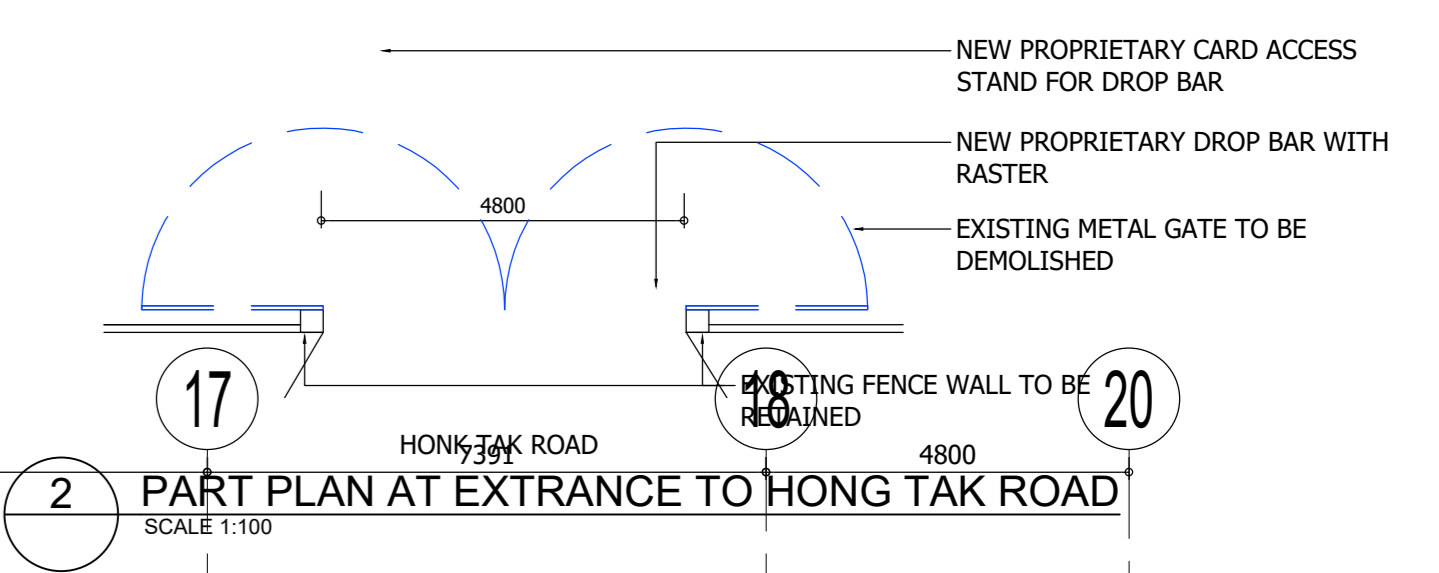
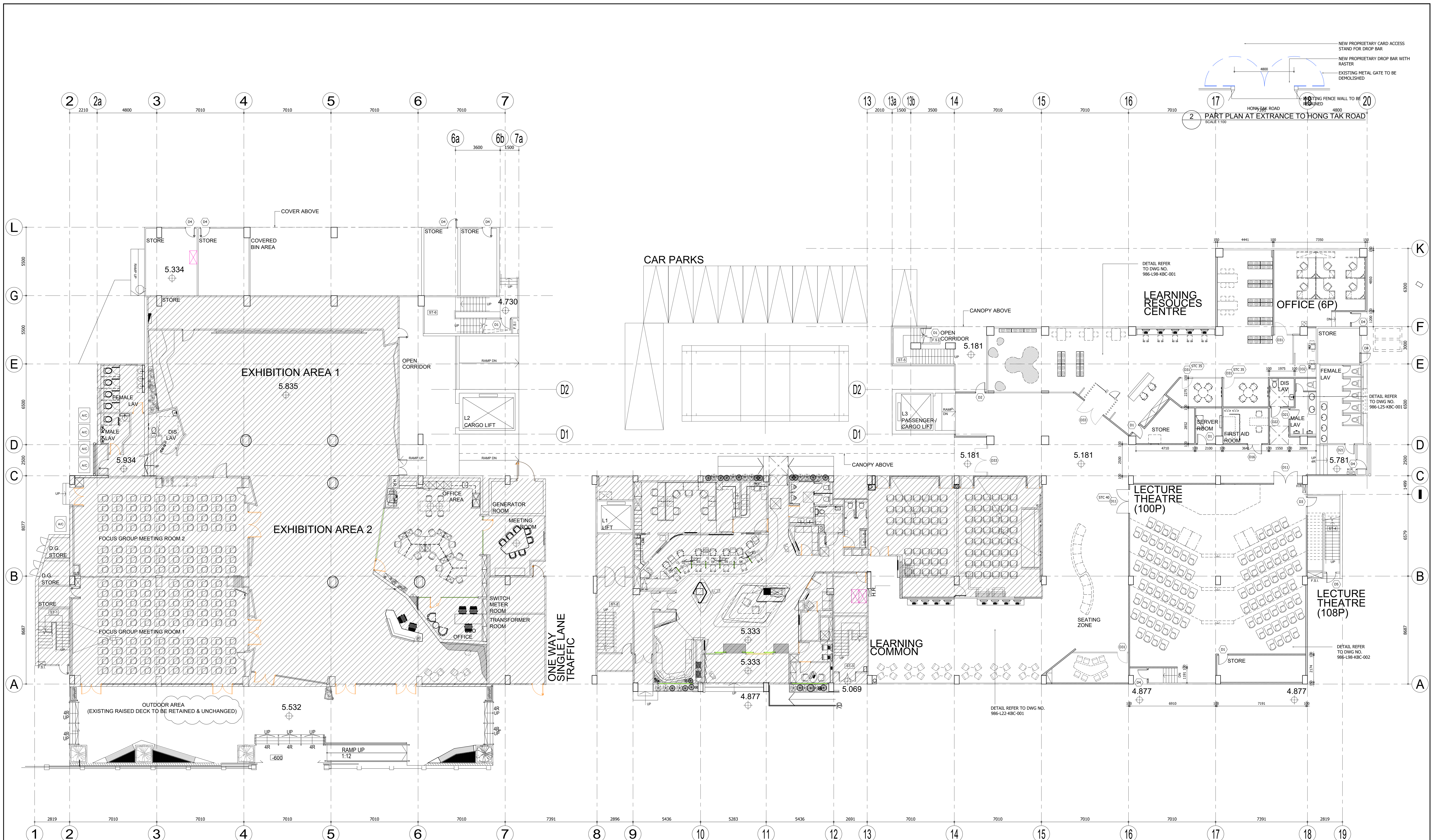
- EXISTING LAYOUT TO BE DEMOLISHED
- NON FURNISHED AREA
- LOOSE FURNITURE
- PROPOSED LOCKER
- PROPOSED FULL HEIGHT CABINET
- SPACING REQUIREMENT

\* ALL DIMENSIONS ARE IN MILLIMETRE EXCEPT OTHERWISE NOTED

THE OWNERSHIP OF THE COPYRIGHT IN THIS DRAWING IS RETAINED BY architecture design and research group ltd. WHOSE CONSENT MUST BE OBTAINED BEFORE ANY USE OR REPRODUCTION OF THE DRAWING OR ANY PART THEREOF CAN BE MADE.

# Floor Plan in PDF

## KBC Floor Plan



- LEGEND:**
- Areas not within this contract
  - New block wall
  - New R.C. wall
  - Existing wall
  - Custom made loose locker by M.C.
- REMARK:**
- Furniture in continuous line within this contract.
  - Furniture in hidden line not within this contract.
  - New access panel to be provided for all M.R.P. duct within renovated area.
  - Tactile guide path to be provided in compliance with requirement under design manual - barrier free access 2008.
- DOOR LEGEND:**
- Door mark (refer to door schedule)
  - Acoustic door
  - Acoustic door

**AI-MC-A-02**

LEAD CONSULTANT: **AD+RG** architecture design and research group ltd

SUB-CONSULTANT: **SUNLAND PLUS**

STRUCTURE ENGINEER CONSULTANT: **APT** Engineers Consultant Ltd

CIVIL & STRUCTURE ENGINEER CONSULTANT: **CB**

MECHANICAL ENGINEER CONSULTANT: **AC**

ENVIRONMENTAL CONSULTANT: **AC**

PROJECT MANAGER: **AC**

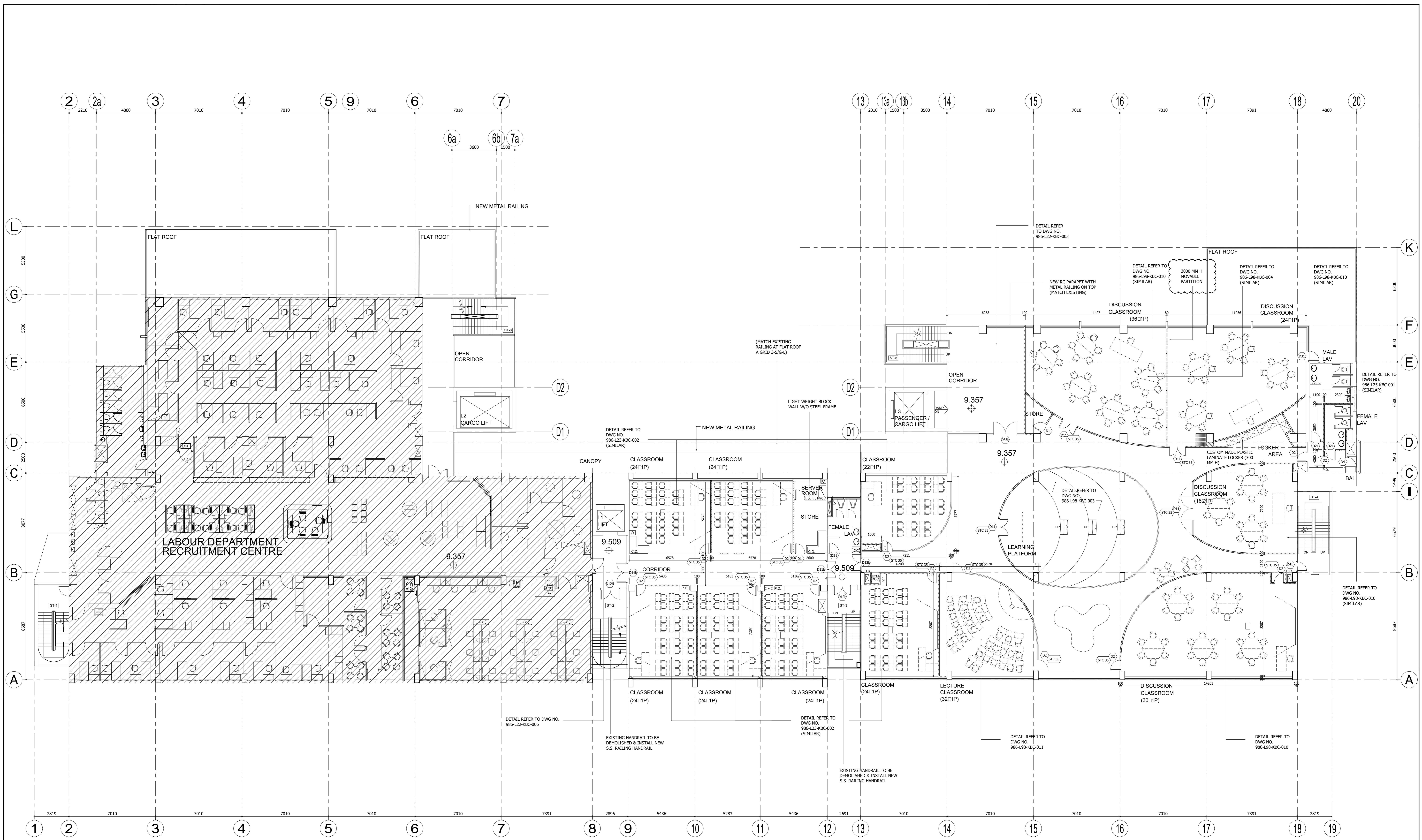
Rev.	Date	Description	Drawn by	Checked by	Approved by
03/05/2019	TENDER		JL	CVSKH	BL
A	17/05/2019	GENERAL REVISION	JL	CVSKH	BL
B	17/07/2019	TENDER ADDENDUM 1	JL	CVSKH	BL
C	15/08/2019	TENDER ADDENDUM 3 FOR TENDERER'S QUERIES 5	JL	CVSKH	BL

PROJECT TITLE: **RENOVATION WORKS AT KOWLOON BAY CAMPUS, KWAI CHUNG CAMPUS AND SHEUNG SHUI CAMPUS FOR HONG KONG INSTITUTE OF CONSTRUCTION (HKIC)**

DRAWING TITLE: **KOWLOON BAY CAMPUS GROUND FLOOR LAYOUT PLAN**

DRAWING NO. <b>986-G01-KBC-001</b>	REV NO. <b>C</b>	OFFICE USE:
SCALE: <b>1:100 @ A0</b>	PROJECT REF. <b>A986</b>	
CAD REF. <b>986-G01-KBC.dwg</b>		
B.D. REF.	FSD REF.	

\* ALL DIMENSIONS ARE IN MILLIMETRE EXCEPT OTHERWISE NOTED  
 The Contractor shall be responsible for the accuracy of the design and execution, and shall be liable for any errors or omissions. The Contractor shall be responsible for the accuracy of the design and execution, and shall be liable for any errors or omissions.



- LEGEND:**
- AREAS NOT WITHIN THIS CONTRACT
  - NEW BLOCK WALL
  - NEW R.C. WALL
  - EXISTING WALL
  - CUSTOM MADE LOOSE LOCKER BY M.C.
- REMARK:**
1. FURNITURE IN CONTINUOUS LINE WITHIN THIS CONTRACT.
  2. FURNITURE IN HIDDEN LINE NOT WITHIN THIS CONTRACT.
  3. NEW ACCESS PANEL TO BE PROVIDED FOR ALL M.R.P. EXISTENT DUCT WITHIN RENOVATED AREA.
  4. TACTILE GUIDE PATH TO BE PROVIDED IN COMPLIANCE WITH REQUIREMENT UNDER DESIGN MANUAL - BARRIER FREE ACCESS 2008.
- DOOR LEGEND:**
- DOOR MARK (REFER TO DOOR SCHEDULE)
  - ACOUSTIC DOOR
  - ACOUSTIC DOOR

**AI-MC-A-02**

AD+RG architectural design and research group ltd	SUNLAND BUILDING SERVICES ENGINEERING CONSULTANTS SUNLAND INTERNATIONAL CO. LTD.	APT STRUCTURAL ENGINEERING CONSULTANTS APT ENGINEERS CONSULTANTS LTD.	CB Civil & Survey (China) Ltd.	AEC ARC Environmental Consultants Ltd.

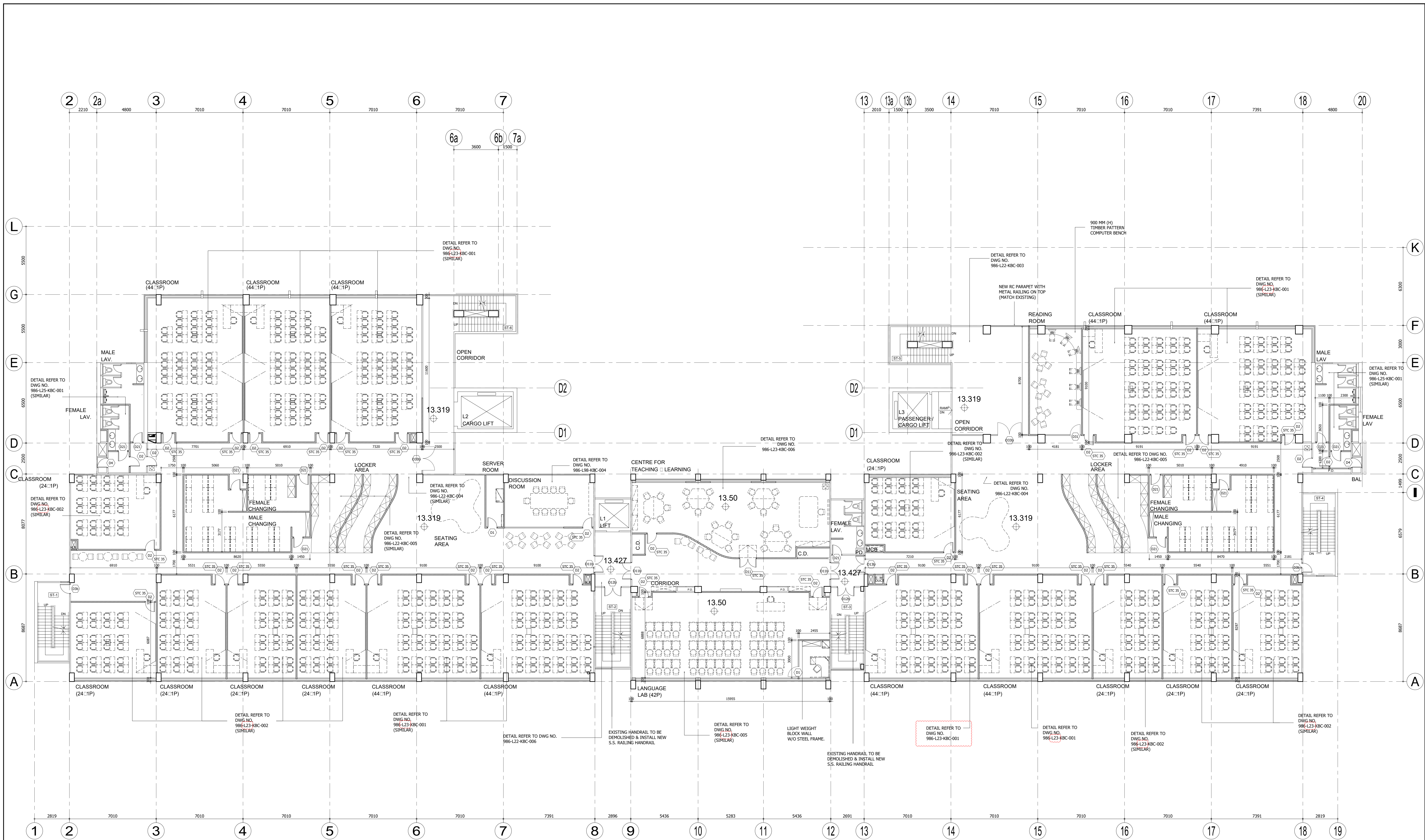
Rev.	Date	Description	Drawn by	Checked by	Approved by
A	03/05/2019	TENDER	J.L.	CYSHH	BL
B	17/05/2019	GENERAL REVISION	J.L.	CYSHH	BL
C	09/08/2019	TENDER ADDENDUM NO.3	J.L.	CYSHH	BL

PROJECT TITLE: RENOVATION WORKS AT KOWLOON BAY CAMPUS, KWAI CHUNG CAMPUS AND SHEUNG SHUI CAMPUS FOR HONG KONG INSTITUTE OF CONSTRUCTION (HKIC)

DRAWING TITLE: KOWLOON BAY CAMPUS FIRST FLOOR LAYOUT PLAN

DRAWING NO. 986-G01-KBC-002	REV NO. B	OFFICE USE:
SCALE: 1:100 @ A0		
PROJECT REF. A986		
CAD REF. 986-G01-KBC.dwg		
B.D. REF.	FSD REF.	

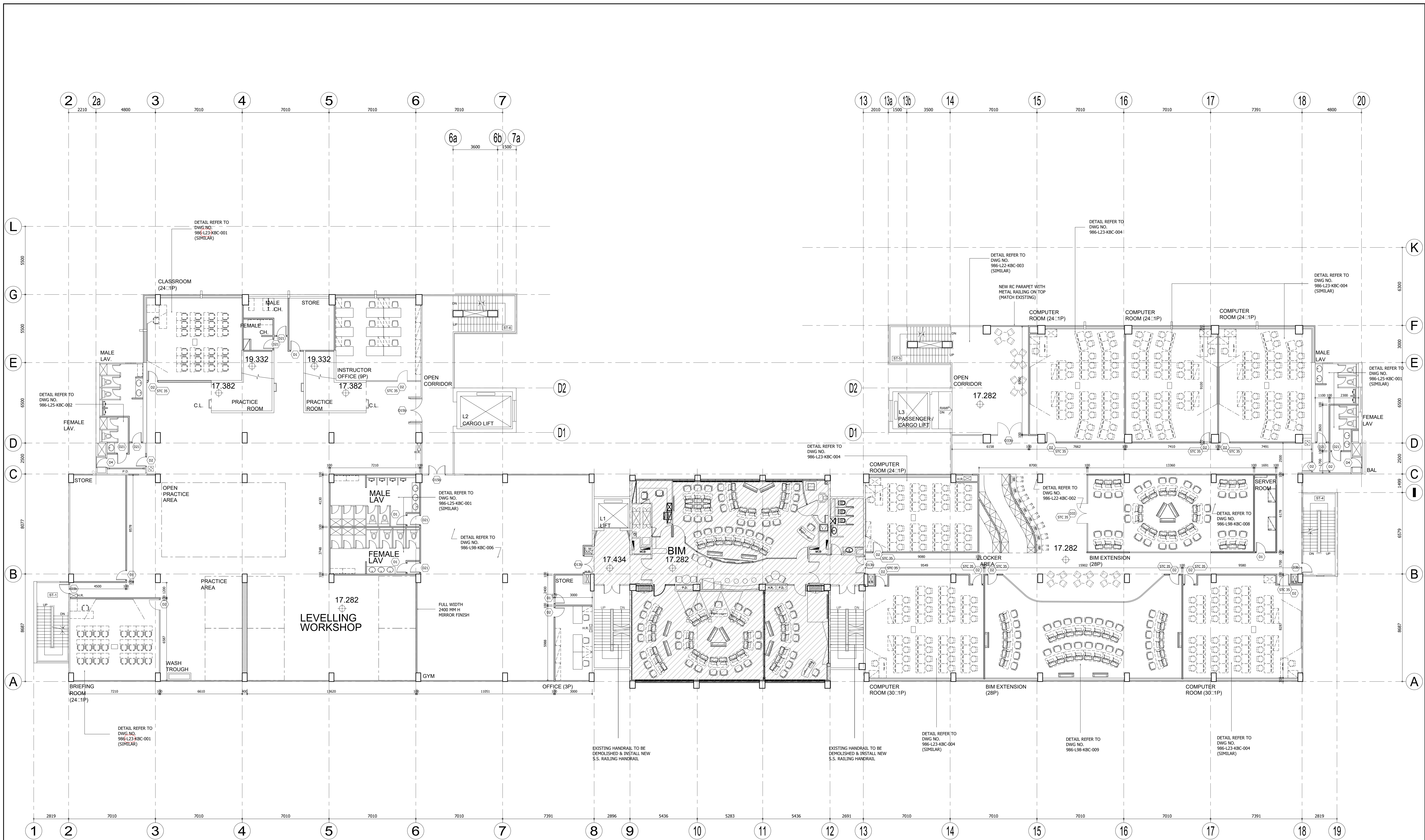
\* ALL DIMENSIONS ARE IN MILLIMETRE EXCEPT OTHERWISE NOTED  
 The Designer or the Contractor shall be liable for any errors in design and execution, and shall be responsible for any errors in the drawings or any other information provided.  
 THESE DRAWINGS ARE TO BE USED ONLY FOR THE PROJECT AND NOT FOR ANY OTHER PROJECTS.



- LEGEND:**
- AREAS NOT WITHIN THIS CONTRACT
  - NEW BLOCK WALL
  - NEW R.C. WALL
  - EXISTING WALL
  - CUSTOM MADE LOOSE LOCKER BY M.C.
- REMARK:**
1. FURNITURE BY CONTINUOUS LINE WITHIN THIS CONTRACT.
  2. FURNITURE BY HIDDEN LINE NOT WITHIN THIS CONTRACT.
  3. NEW ACCESS PANEL TO BE PROVIDED FOR ALL H.V.P. DUCT WITHIN RENOVATED AREA.
  4. TACTILE GUIDE PATH TO BE PROVIDED IN COMPLIANCE WITH REQUIREMENT UNDER DESIGN MANUAL - BARRIER FREE ACCESS 2008.
- DOOR LEGEND:**
- DOOR MARK (REFER TO DOOR SCHEDULE.)
  - ACUSTIC DOOR (STC 35)
  - ACUSTIC DOOR (STC 40)

**AI-MC-A-02**

	Rev. Date Description 03/05/2019 TENDER A 23/08/2019 TENDER ADDENDUM NO.7	Drawn by: J. CYSH Checked by: J. CYSH Approved by: R.	PROJECT TITLE <b>RENOVATION WORKS AT KOWLOON BAY CAMPUS, KWAI CHUNG CAMPUS AND SHEUNG SHUI CAMPUS FOR HONG KONG INSTITUTE OF CONSTRUCTION (HKIC)</b>	DRAWING NO. <b>986-G01-KBC-003</b> REV. NO. <b>A</b> OFFICE USE:
	DRAWING TITLE <b>KOWLOON BAY CAMPUS SECOND FLOOR LAYOUT PLAN</b>	SCALE: 1:100 @ A0 PROJECT REF. A986 CAD REF. 986-G01-KBC.dwg B.D. REF. FSD REF.	* ALL DIMENSIONS ARE IN MILLIMETRES EXCEPT OTHERWISE NOTED THE DEVELOPER OR HIS CONTRACTOR IS TO BE RESPONSIBLE FOR OBTAINING ALL NECESSARY PERMITS AND APPROVALS FROM THE RELEVANT AUTHORITIES. WORKS CONTRACTOR SHALL BE RESPONSIBLE FOR THE USE OR REPRODUCTION OF THE DRAWINGS OR ANY PART THEREOF WITHOUT THE WRITTEN PERMISSION OF THE CONSULTANT.	



- LEGEND:**
- AREAS NOT WITHIN THIS CONTRACT
  - NEW BLOCK WALL
  - NEW R.C. WALL
  - EXISTING WALL
  - CUSTOM MADE LOOSE LOCKER BY M.C.
- REMARK:**
1. FURNITURE BY CONTINUOUS LINE WITHIN THIS CONTRACT.
  2. FURNITURE BY HIDDEN LINE NOT WITHIN THIS CONTRACT.
  3. NEW ACCESS PANEL TO BE PROVIDED FOR ALL H.V.P. UP/DOWN DUCT WITHIN RENOVATED AREA.
  4. TACTILE GUIDE PATH TO BE PROVIDED IN COMPLIANCE WITH REQUIREMENT UNDER DESIGN MANUAL - BARRIER FREE ACCESS 2008.
- DOOR LEGEND:**
- DOOR MARK (REFER TO DOOR SCHEDULE.)
  - ACUSTIC DOOR
  - ACUSTIC DOOR

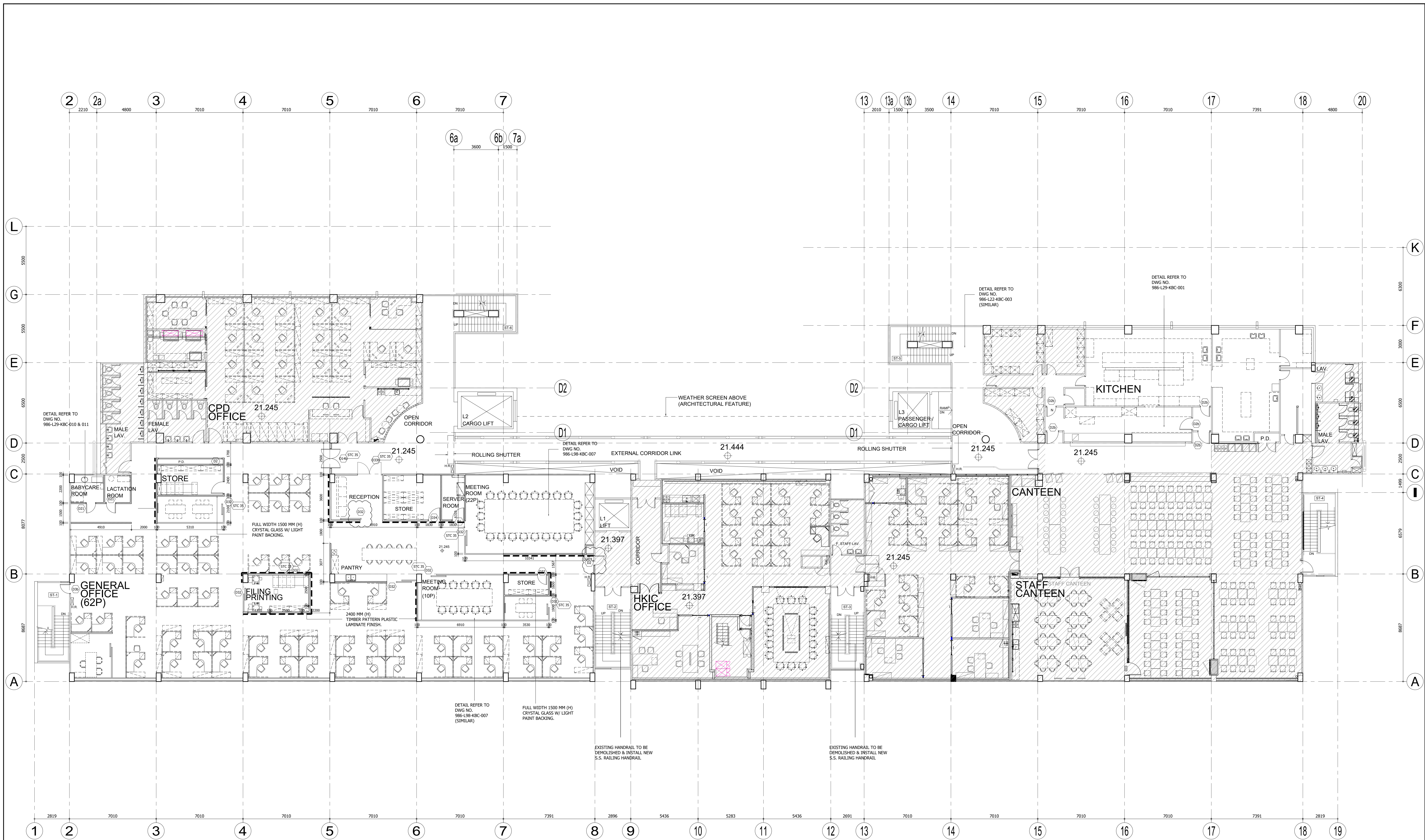
**AI-MC-A-02**

Rev.	Date	Description	Drawn by	Checked by	Approved by
0	03/05/2019	TENDER	J. CYSKH	J. CYSKH	BL
A	17/05/2019	GENERAL REVISION	J. CYSKH	J. CYSKH	BL
B	17/07/2019	TENDER ADDENDUM 1	J. CYSKH	J. CYSKH	BL
C	23/08/2019	TENDER ADDENDUM 7	J. CYSKH	J. CYSKH	BL

**PROJECT TITLE** RENOVATION WORKS AT KOWLOON BAY CAMPUS, KWAI CHUNG CAMPUS AND SHEUNG SHUI CAMPUS FOR HONG KONG INSTITUTE OF CONSTRUCTION (HKIC)  
**DRAWING TITLE** KOWLOON BAY CAMPUS THIRD FLOOR LAYOUT PLAN

**DRAWING NO.** 986-G01-KBC-004  
**SCALE** 1:100 @ A0  
**PROJECT REF.** A986  
**CAD REF.** 986-G01-KBC.dwg  
**B.D. REF.** / **FSD REF.** /

**OFFICE USE:**  
 REV NO. C  
 \* ALL DIMENSIONS ARE IN MILLIMETRE EXCEPT OTHERWISE NOTED  
 THE DEVELOPER OF THE COPYRIGHT IN THIS DRAWING IS RETAINED BY THE ARCHITECTURE DESIGN AND RESEARCH GROUP LTD.  
 WHERE CONFLICTS MAY OCCUR BETWEEN THE USE OR REPRODUCTION OF THE DRAWING AND THE RELEVANT CONTRACT DOCUMENTS, THE CONTRACT DOCUMENTS SHALL PREVAIL.



- LEGEND:**
- AREAS NOT WITHIN THIS CONTRACT
  - NEW BLOCK WALL
  - NEW R.C. WALL
  - EXISTING WALL
  - CUSTOM MADE LOOSE LOCKER BY H.C.
- REMARK:**
1. FURNITURE BY CONTINUOUS LINE WITHIN THIS CONTRACT.
  2. FURNITURE BY HIDDEN LINE NOT WITHIN THIS CONTRACT.
  3. NEW ACCESS PANEL TO BE PROVIDED FOR ALL H.V.P. UP/DOWN DUCT WITHIN RENOVATED AREA.
  4. TACTILE GUIDE PATH TO BE PROVIDED IN COMPLIANCE WITH REQUIREMENT UNDER DESIGN MANUAL - BARRIER FREE ACCESS 2008.
- DOOR LEGEND:**
- DOOR MARK (REFER TO DOOR SCHEDULE.)
  - ACOUSTIC DOOR
  - ACOUSTIC DOOR

**AI-MC-A-02**

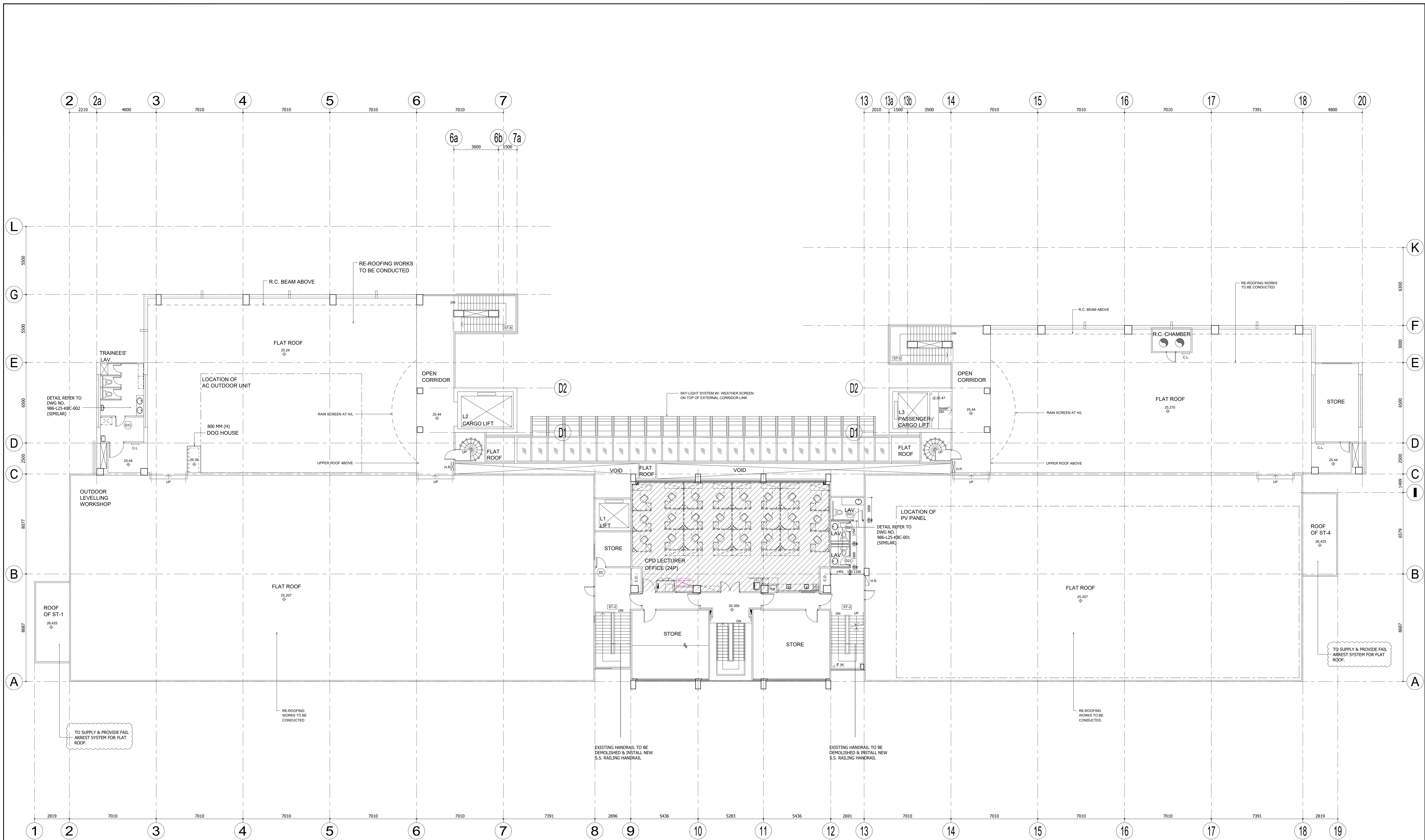
Rev.	Date	Description	Drawn by	Checked by	Approved by
A	03/05/2019	TENDER	J. CYSH	J. CYSH	BL
B	17/05/2019	GENERAL REVISION	J. CYSH	J. CYSH	BL
C	17/07/2019	TENDER ADDENDUM 1	J. CYSH	J. CYSH	BL

**PROJECT TITLE** RENOVATION WORKS AT KOWLOON BAY CAMPUS, KWAI CHUNG CAMPUS AND SHEUNG SHUI CAMPUS FOR HONG KONG INSTITUTE OF CONSTRUCTION (HKIC)  
**DRAWING TITLE** KOWLOON BAY CAMPUS FOURTH FLOOR LAYOUT PLAN

**DRAWING NO.** 986-G01-KBC-005  
**SCALE** 1:100 @ A0  
**PROJECT REF.** A986  
**CAD REF.** 986-G01-KBC.dwg  
**B.D. REF.** / **FSD REF.**

**OFFICE USE:**  
 \* ALL DIMENSIONS ARE IN MILLIMETRE EXCEPT OTHERWISE NOTED  
 THE DEVELOPER OF THE COPYRIGHT IN THIS DRAWING IS RETAINED BY ARCHITECTURE DESIGN AND RESEARCH GROUP LTD.  
 WRITTEN CONSENT MUST BE OBTAINED BEFORE ANY USE OR REPRODUCTION OF THE DRAWING OR ANY PART THEREOF.





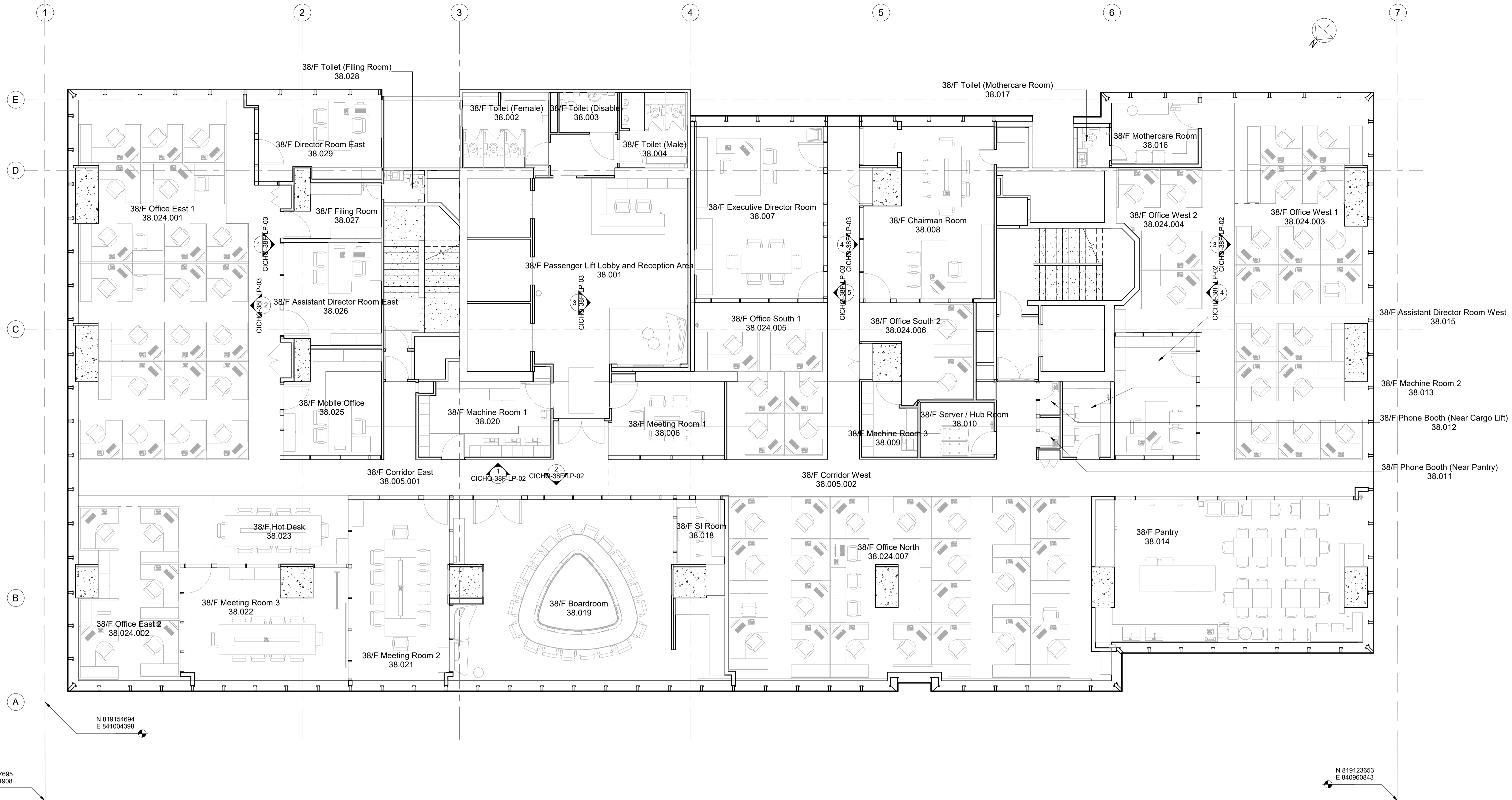
- LEGEND:**
- AREAS NOT WITHIN THIS CONTRACT
  - NEW BLOCK WALL
  - NEW R.C. WALL
  - EXISTING WALL
  - CUSTOM MADE LOOSE LOCKER BY M.C.
- REMARK:**
1. FURNITURE IN CONTINUOUS LINE WITHIN THIS CONTRACT.
  2. FURNITURE IN HIDDEN LINE NOT WITHIN THIS CONTRACT.
  3. NEW ACCESS PANEL TO BE PROVIDED FOR ALL W.R.P. DUCT WITHIN RENOVATED AREA.
  4. TACTILE GUIDE PATH TO BE PROVIDED IN COMPLIANCE WITH REQUIREMENT UNDER DESIGN MANUAL - BARRIER FREE ACCESS 2008.
- DOOR LEGEND:**
- DOOR MARK (REFER TO DOOR SCHEDULE)
  - ACUSTIC DOOR
  - ACUSTIC DOOR

**AI-MC-A-02**

	Rev. Date Description A 03/05/2019 TENDER 19/07/2019 TENDER ADDENDUM NO.1	Drawn by Checked by Approved by KHC CYSH BL KHC CYSH BL	PROJECT TITLE: RENOVATION WORKS AT KOWLOON BAY CAMPUS, KWAI CHUNG CAMPUS AND SHEUNG SHUI CAMPUS FOR HONG KONG INSTITUTE OF CONSTRUCTION (HKIC)  DRAWING TITLE: KOWLOON BAY CAMPUS FIFTH FLOOR / ROOF LAYOUT PLAN	DRAWING NO. 986-G01-KBC-006 REV. NO. A OFFICE USE: SCALE: 1:100 @ A0 PROJECT REF. A986 CAD REF. 986-G01-KBC.dwg B.D. REF. FSD REF.
	* ALL DIMENSIONS ARE IN MILLIMETRE EXCEPT OTHERWISE NOTED. THE UNDERSIGNED OF THE COPYRIGHT IN THIS DRAWING IS RETAINED BY ARCHITECTURE DESIGN AND RESEARCH GROUP LTD. WHOSE CONSENT MUST BE OBTAINED BEFORE ANY USE OR REPRODUCTION OF THE DRAWING OR ANY PART THEREOF CAN BE MADE.			

**Floor Plan in PDF**

**HQ Floor Plan**



# 38F Layout Plan

As-Built

REVISION		
NO.	DATES	DESCRIPTION
-	31-12-2020	AS FITTED

CLIENT



**CONSTRUCTION INDUSTRY COUNCIL**  
建造業議會

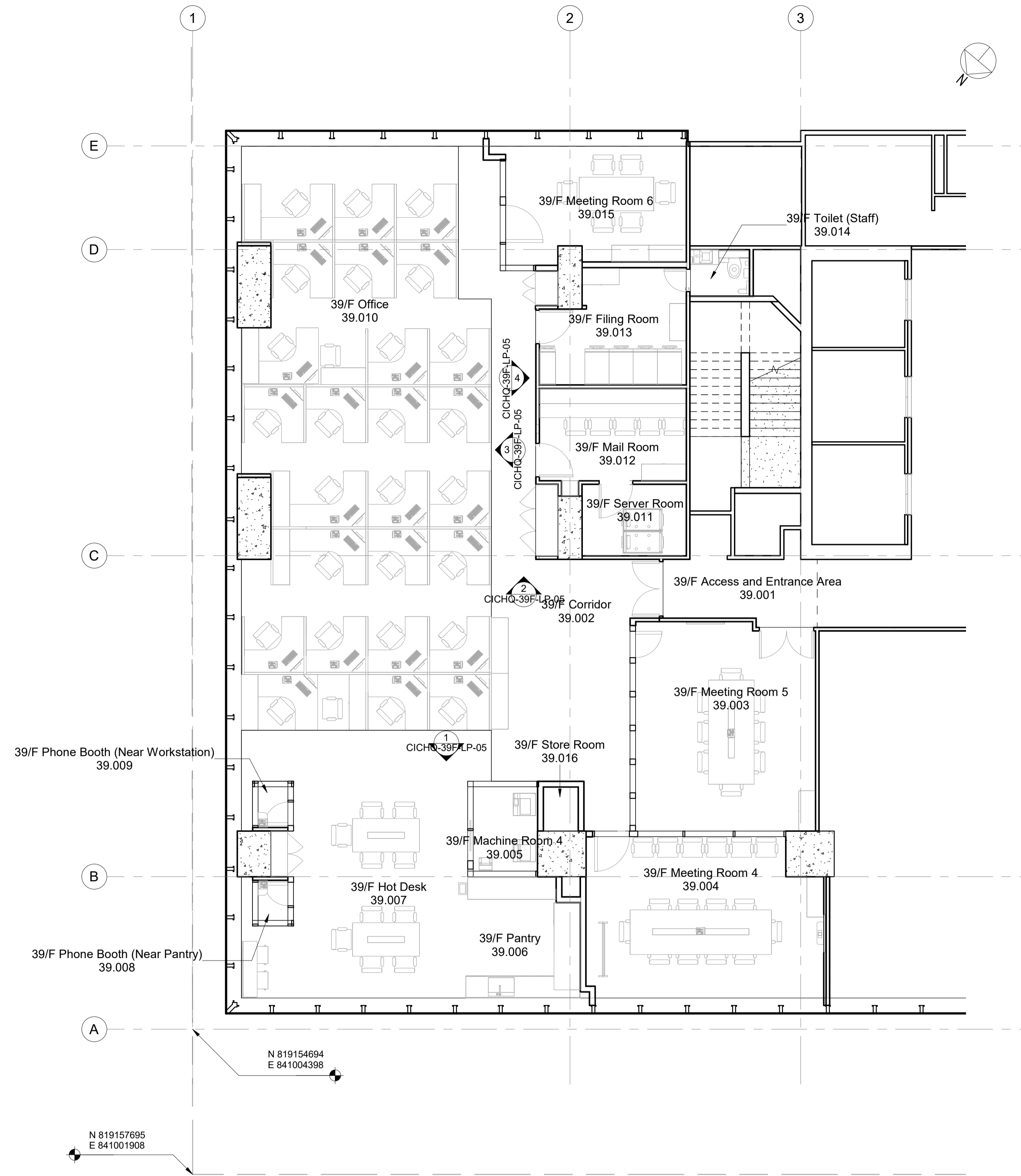
BIM SPECIALIST



PROJECT TITLE  
Building Information Modeling "BIM" at Headquarters for the Construction Industry Council "CIC"

DRAWING TITLE  
Layout Plan for 38F

DRAWN BY <b>ATAL</b>	APPROVED BY
DATE 31-12-2020	REV. -
SCALE 1:75 in A1 Size	
DRAWING NO. <b>CICHQ-38F-LP-01</b>	



**39F Layout Plan**

**As-Built**

REVISION		
NO.	DATES	DESCRIPTION
-	31-12-2020	AS FITTED

CLIENT



**CONSTRUCTION  
INDUSTRY COUNCIL**  
建造業議會

BIM SPECIALIST



**ATAL**

PROJECT TITLE

Building Information Modeling "BIM" at Headquarters for the Construction Industry Council "CIC"

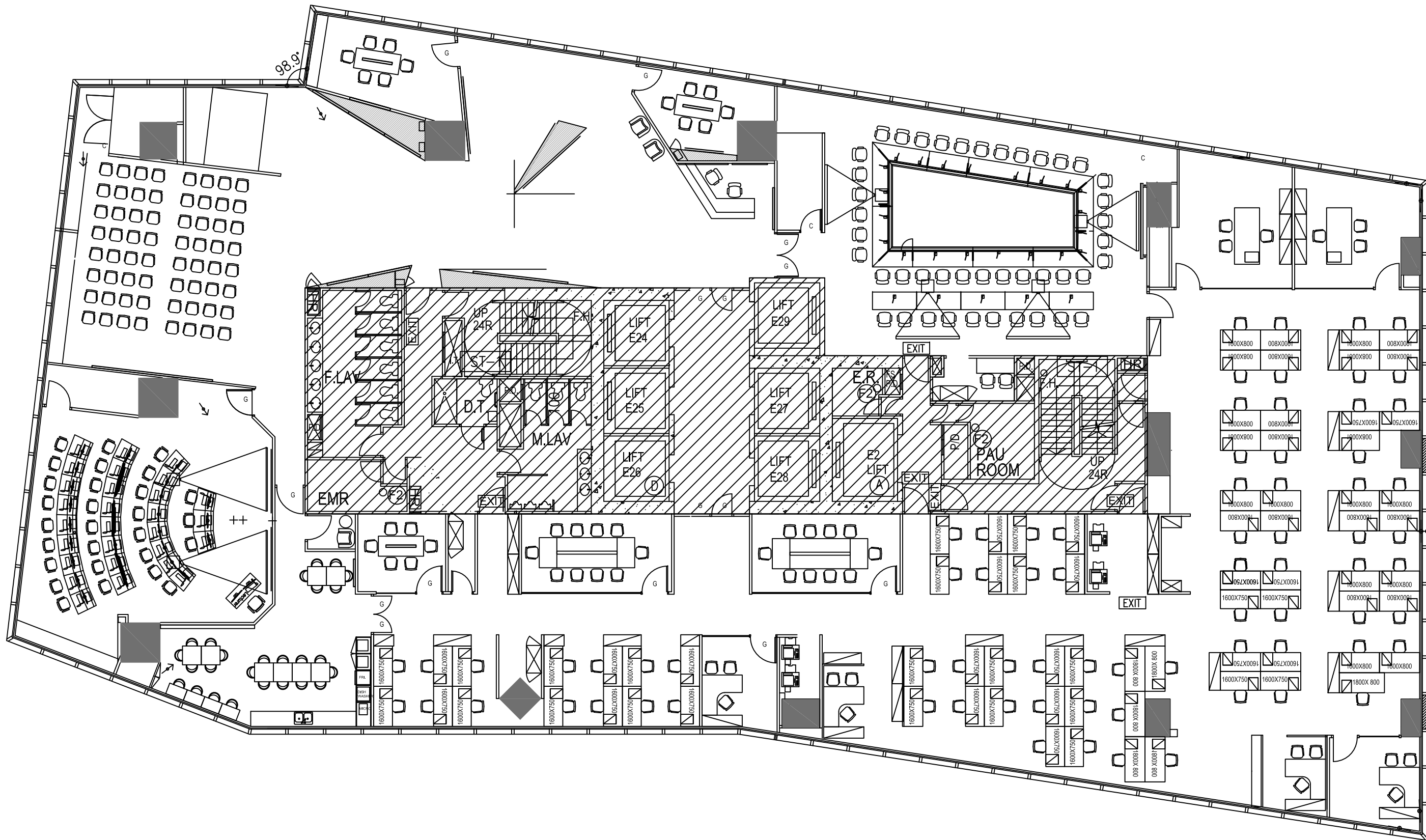
DRAWING TITLE

Layout Plan for 39F

DRAWN BY	ATAL	APPROVED BY	
DATE	31-12-2020	REV.	-
SCALE	1 : 75 in A1 Size		
DRAWING NO.	CICHQ-39F-LP-04		

**Floor Plan in PDF**

**MBO Floor Plan**

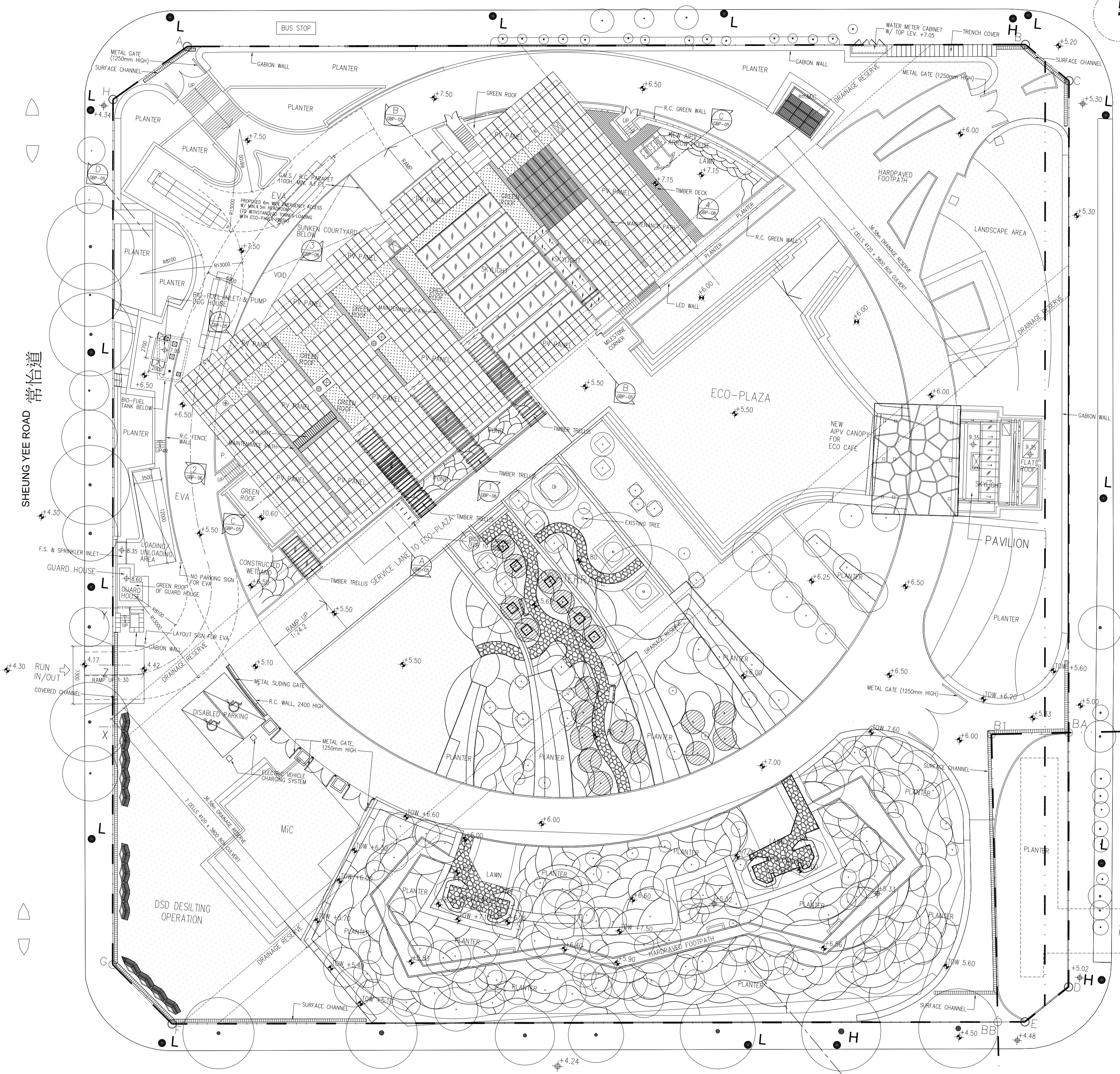


**Floor Plan in PDF**

**ZCP Floor Plan**

常悅道

SHEUNG YUET ROAD



SHEUNG YEE ROAD 常怡道

宏照道 WANG CHIU ROAD

臨豐街 LAM FUNG STREET

COORDINATES FROM DLO




POINT	N	E
A	820273.257	839456.154
B	820283.377	839561.409
C	820279.323	839567.312
D	820165.517	839577.936
E	820160.610	839572.870
F	820150.312	839465.758
G	820157.062	839457.595
H	820265.723	839447.451

PINK HATCHED BLUE AREA

POINT	N	E
D	820165.517	839577.936
E	820160.610	839572.870
*B1	820196.330	839565.280
BA	820197.449	839574.955
BB	820160.281	839569.453

COORDINATES EXTRACTED FROM GAZETTE PLAN (NO. KM8026a)

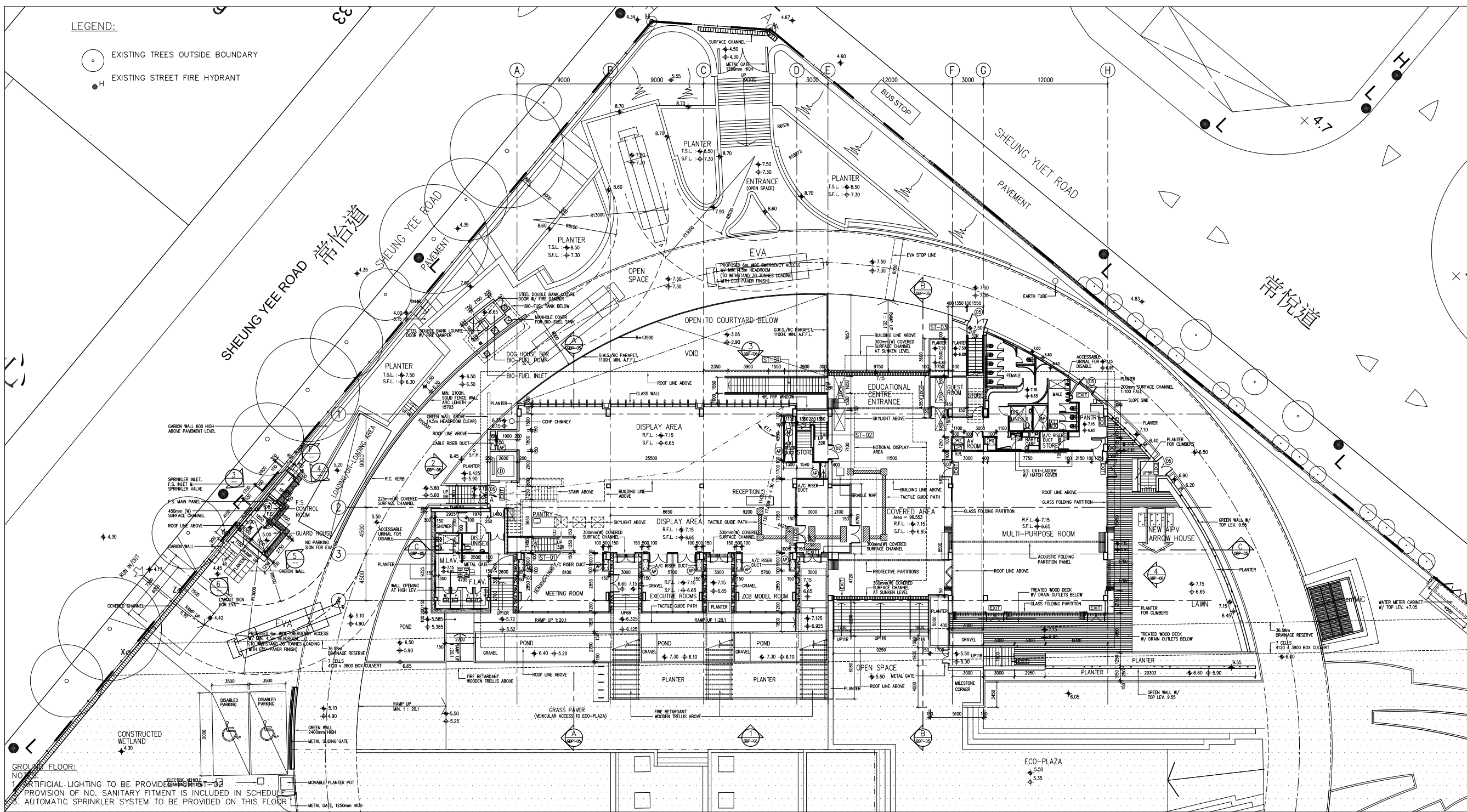
LEGEND:

-  EXISTING TREES WITHIN THE SITE
-  EXISTING TREES OUTSIDE BOUNDARY
-  EXISTING STREET FIRE HYDRANT

CIC-ZERO CARBON BUILDING AT LOT NO. GLA-NK786, JUNCTION OF SHEUNG YUET ROAD, KOWLOON BAY, HONG KONG

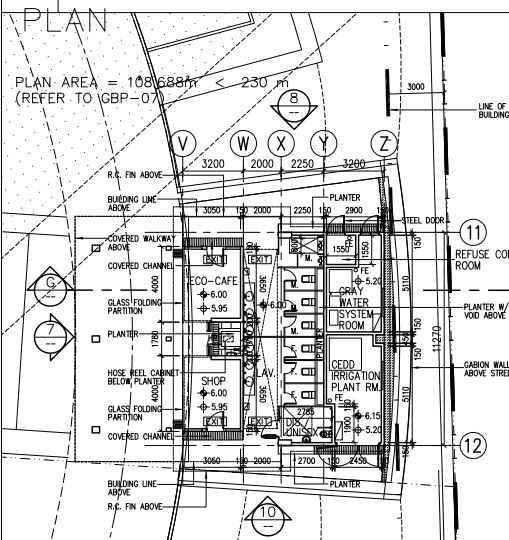
GBP-02  
MASTER LAYOUT PLAN & ROOF PLAN



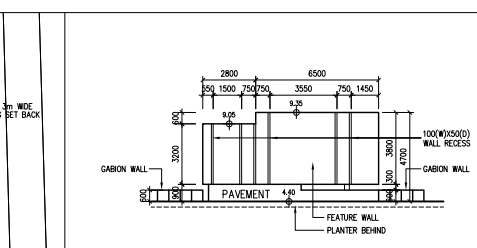


GROUND FLOOR:  
 NO. 1. ARTIFICIAL LIGHTING TO BE PROVIDED IN ALL AREAS.  
 NO. 2. PROVISION OF NO. SANITARY FITMENT IS INCLUDED IN SCHEDULE.  
 NO. 3. AUTOMATIC SPRINKLER SYSTEM TO BE PROVIDED ON THIS FLOOR.

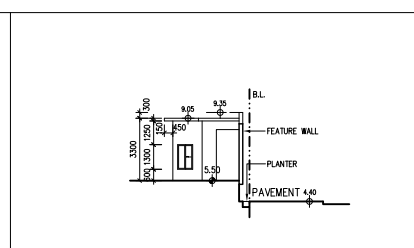
1 GROUND FLOOR PLAN



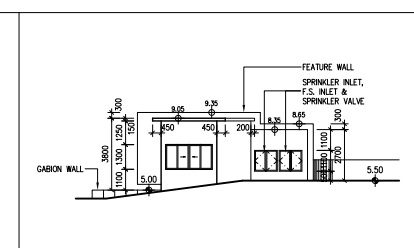
2 PAVILION PLAN



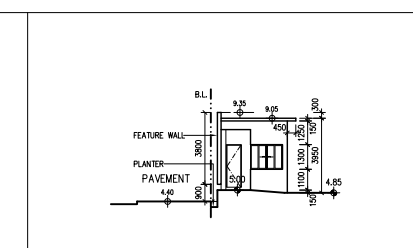
3 ELEVATION (GUARD HOUSE)



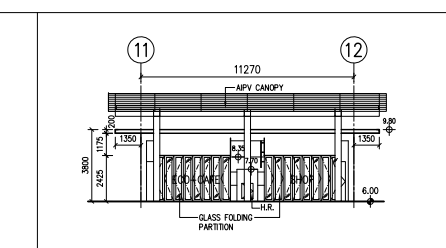
4 ELEVATION (GUARD HOUSE)



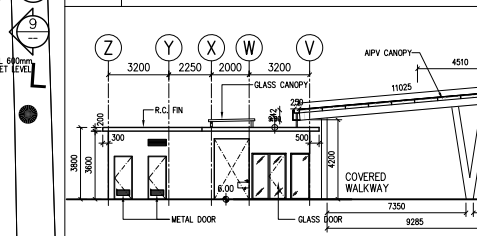
5 ELEVATION (GUARD HOUSE)



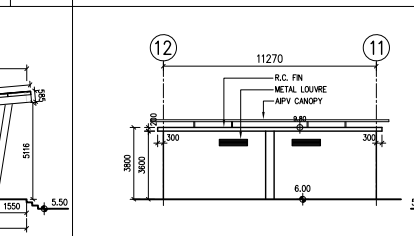
6 ELEVATION (GUARD HOUSE)



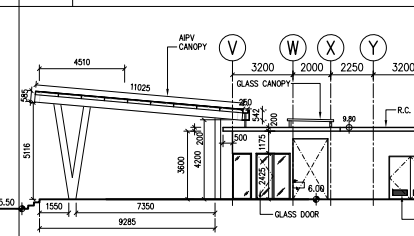
7 ELEVATION (PAVILION)



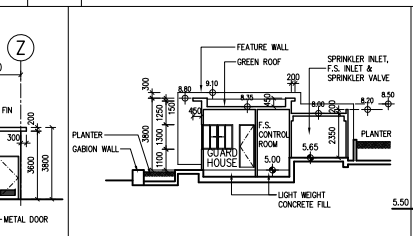
8 ELEVATION (PAVILION)



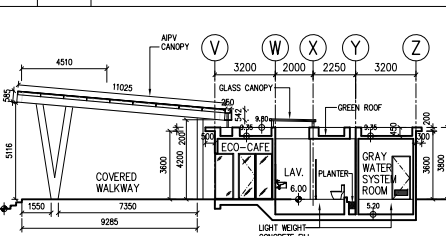
9 ELEVATION (PAVILION)



10 ELEVATION (PAVILION)



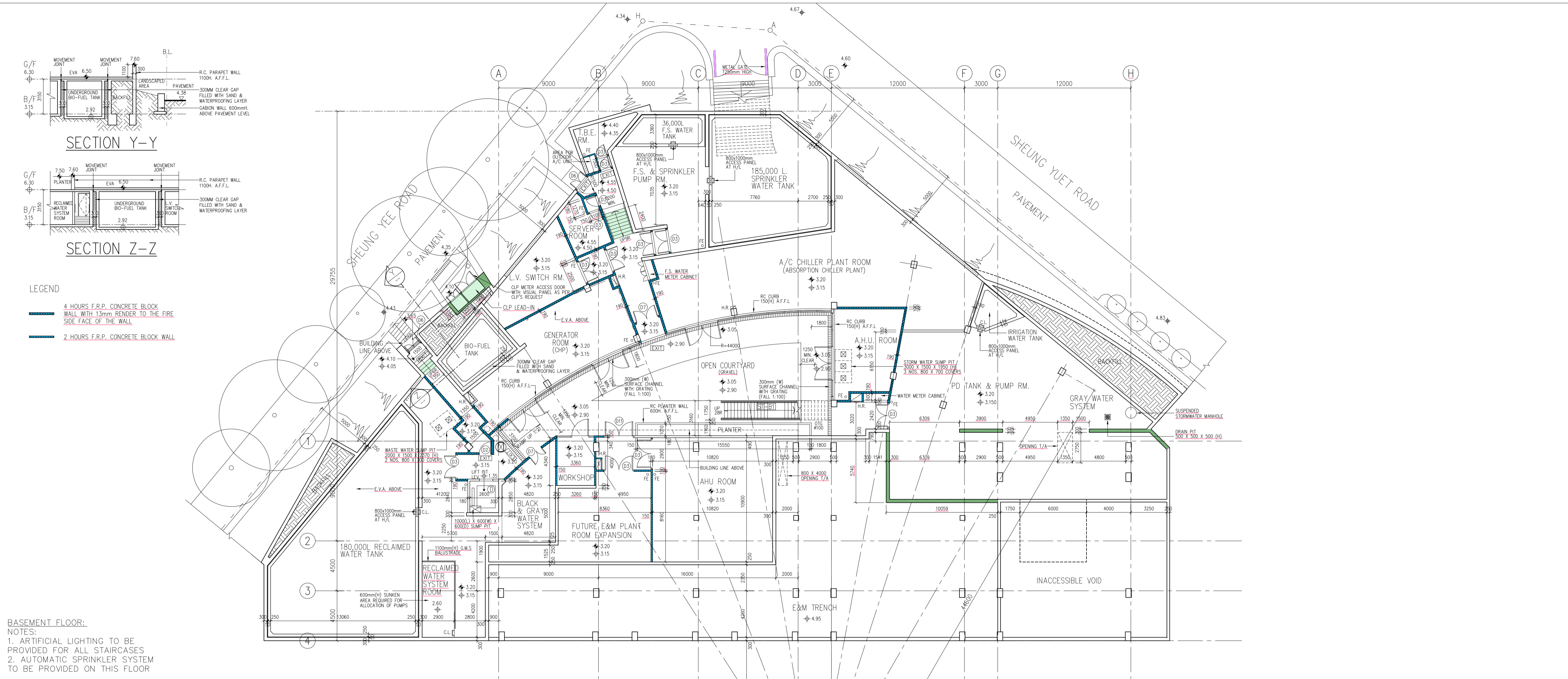
SECTION F\_F (GUARD HOUSE)



SECTION G\_G (PAVILION)

CIC-ZERO CARBON BUILDING AT LOT NO. GLA-NK786, JUNCTION OF SHEUNG YUET ROAD, KOWLOON BAY, HONG KONG  
 GBP-03  
 GROUND FLOOR PLAN AND PAVILION FLOOR PLAN, SECTION & ELEVATION

DATE: MAY 2021



**SECTION Y-Y**

MOVEMENT JOINT  
EVA 6.50  
LANDSCAPED AREA  
PAVEMENT  
R.C. PARAPET WALL 1000H A.F.F.L.  
300MM CLEAR GAP FILLED WITH SAND & WATERPROOFING LAYER  
CAGON WALL 600mmH ABOVE PAVEMENT LEVEL

**SECTION Z-Z**

MOVEMENT JOINT  
EVA 6.50  
R.C. PARAPET WALL 1000H A.F.F.L.  
300MM CLEAR GAP FILLED WITH SAND & WATERPROOFING LAYER  
LANDSCAPED AREA  
PAVEMENT  
R.C. PARAPET WALL 1000H A.F.F.L.  
300MM CLEAR GAP FILLED WITH SAND & WATERPROOFING LAYER  
CAGON WALL 600mmH ABOVE PAVEMENT LEVEL

**LEGEND**

4 HOURS F.R.P. CONCRETE BLOCK WALL WITH 13mm RENDER TO THE FIRE SIDE FACE OF THE WALL

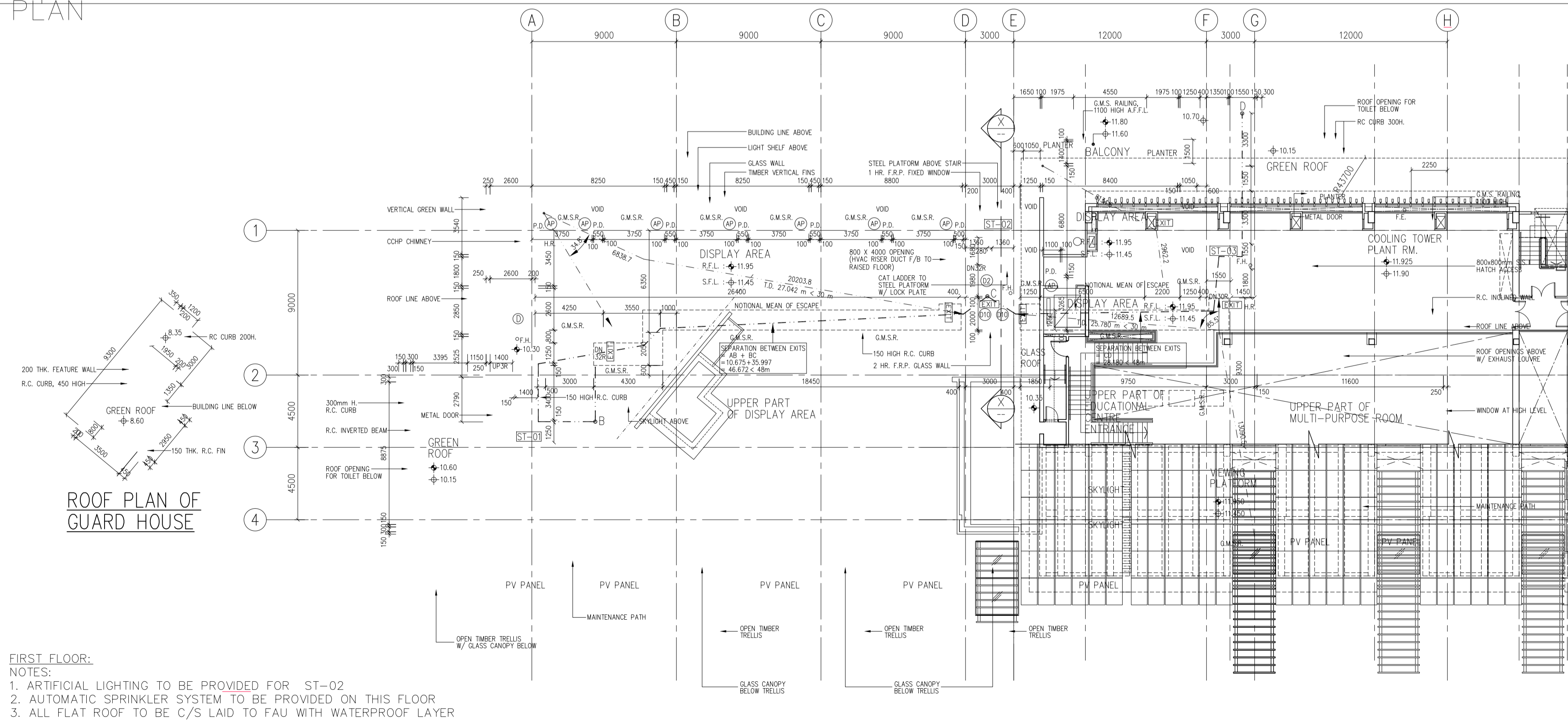
2 HOURS F.R.P. CONCRETE BLOCK WALL

**BASEMENT FLOOR NOTES:**

1. ARTIFICIAL LIGHTING TO BE PROVIDED FOR ALL STAIRCASES

2. AUTOMATIC SPRINKLER SYSTEM TO BE PROVIDED ON THIS FLOOR

**1 | BASEMENT FLOOR PLAN**



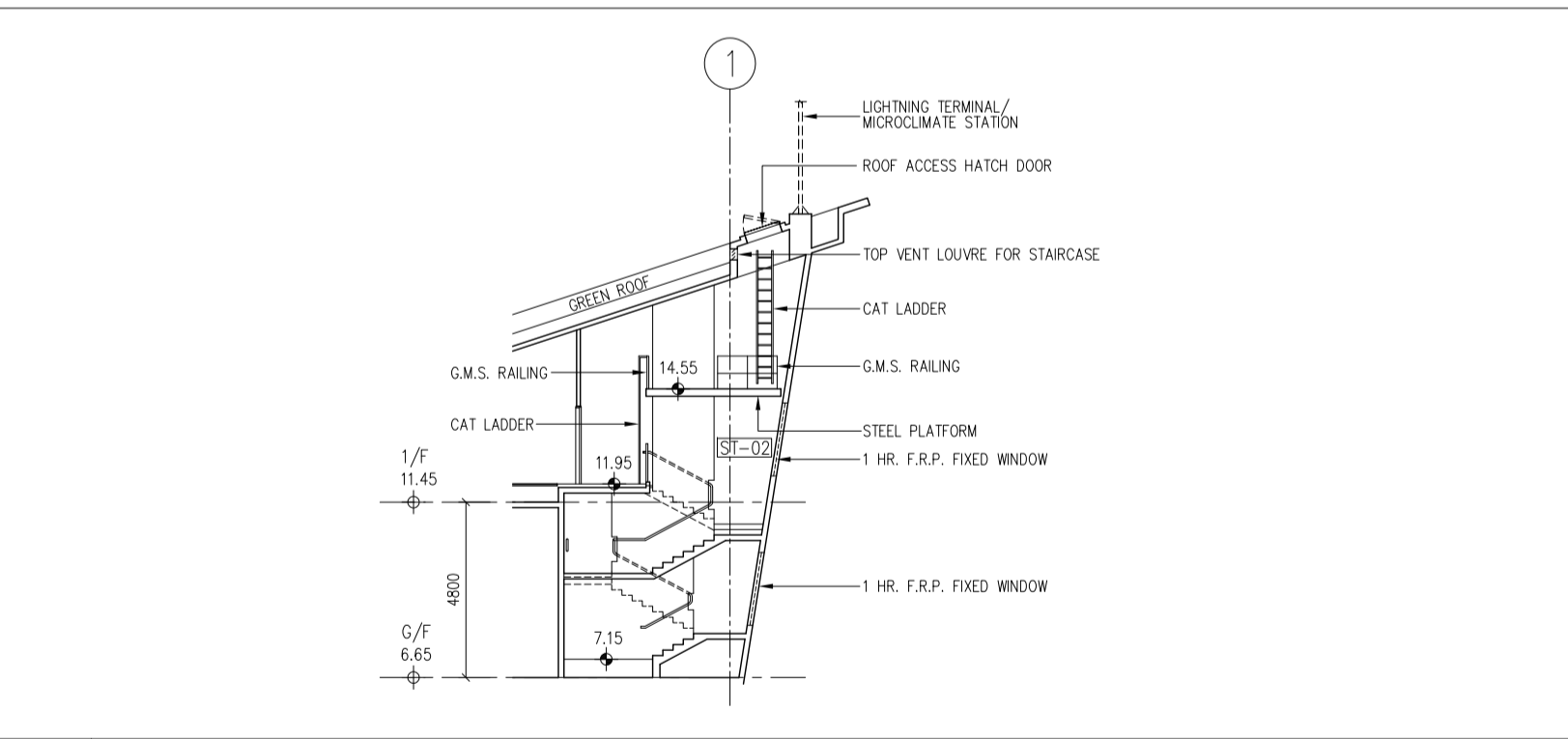
**FIRST FLOOR NOTES:**

1. ARTIFICIAL LIGHTING TO BE PROVIDED FOR ST-02

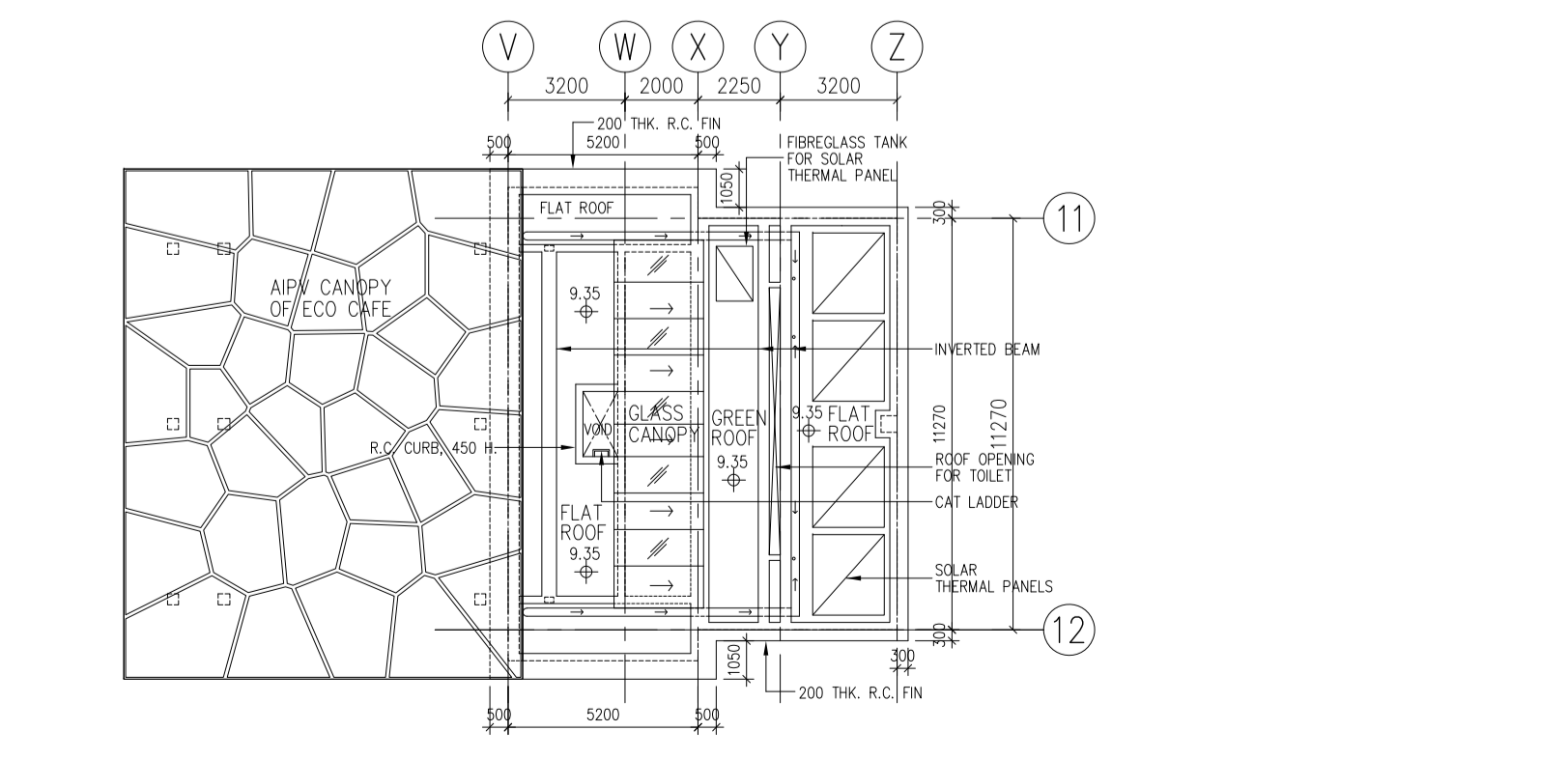
2. AUTOMATIC SPRINKLER SYSTEM TO BE PROVIDED ON THIS FLOOR

3. ALL FLAT ROOF TO BE C/S LAID TO FAU WITH WATERPROOF LAYER

**2 | MEZZANINE FLOOR PLAN**



**4 | SECTION X-X**



**3 | ROOF PLAN FOR PAVILION**

CIC-ZERO CARBON BUILDING AT LOT NO. GLA-NK786, JUNCTION OF SHEUNG YUET ROAD, KOWLOON BAY, HONG KONG

GBP-04  
BASEMENT FLOOR PLAN & MEZZANINE FLOOR PLAN

DATE: MAY 2021