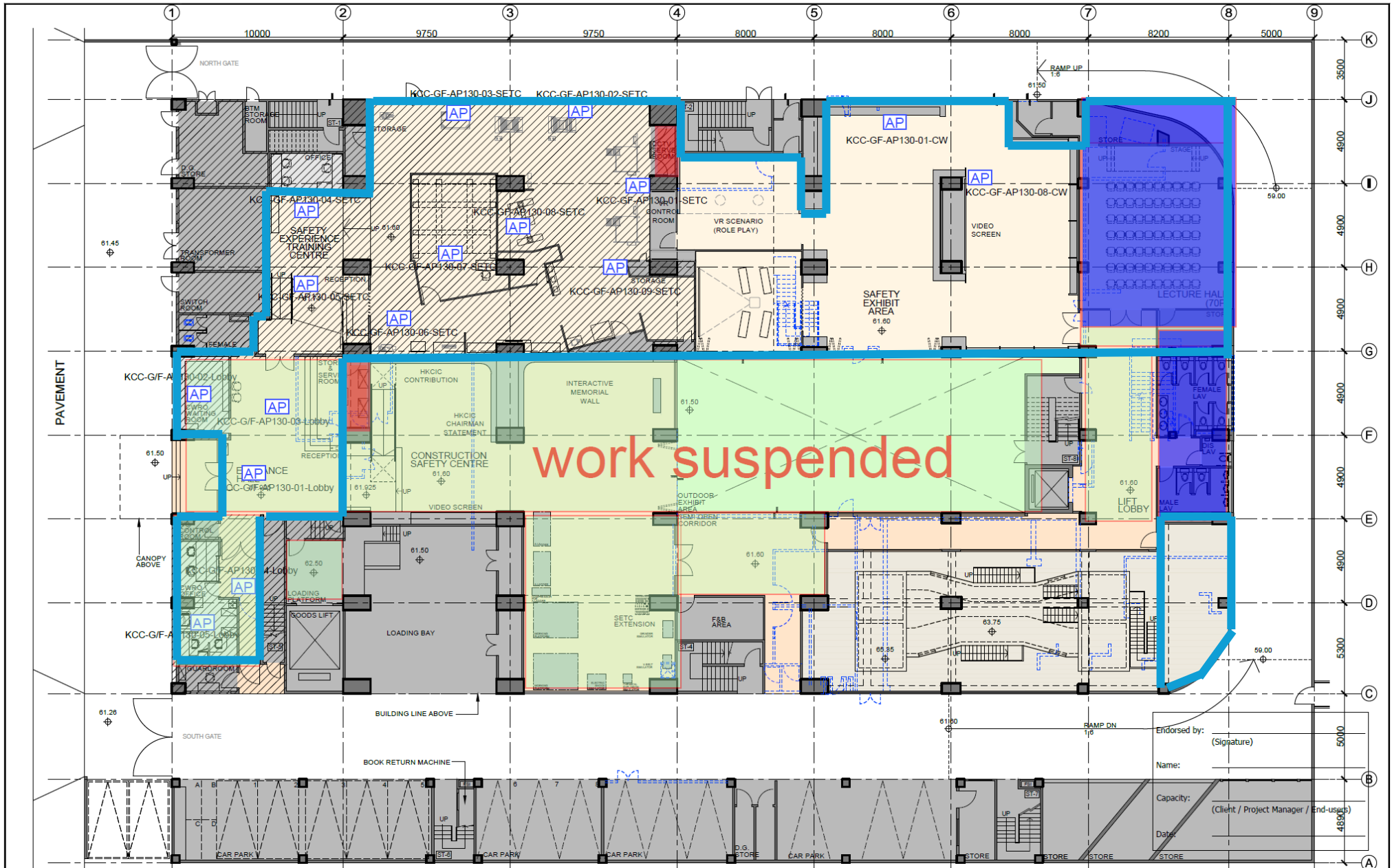


Wi-Fi Signal Coverage Requirement

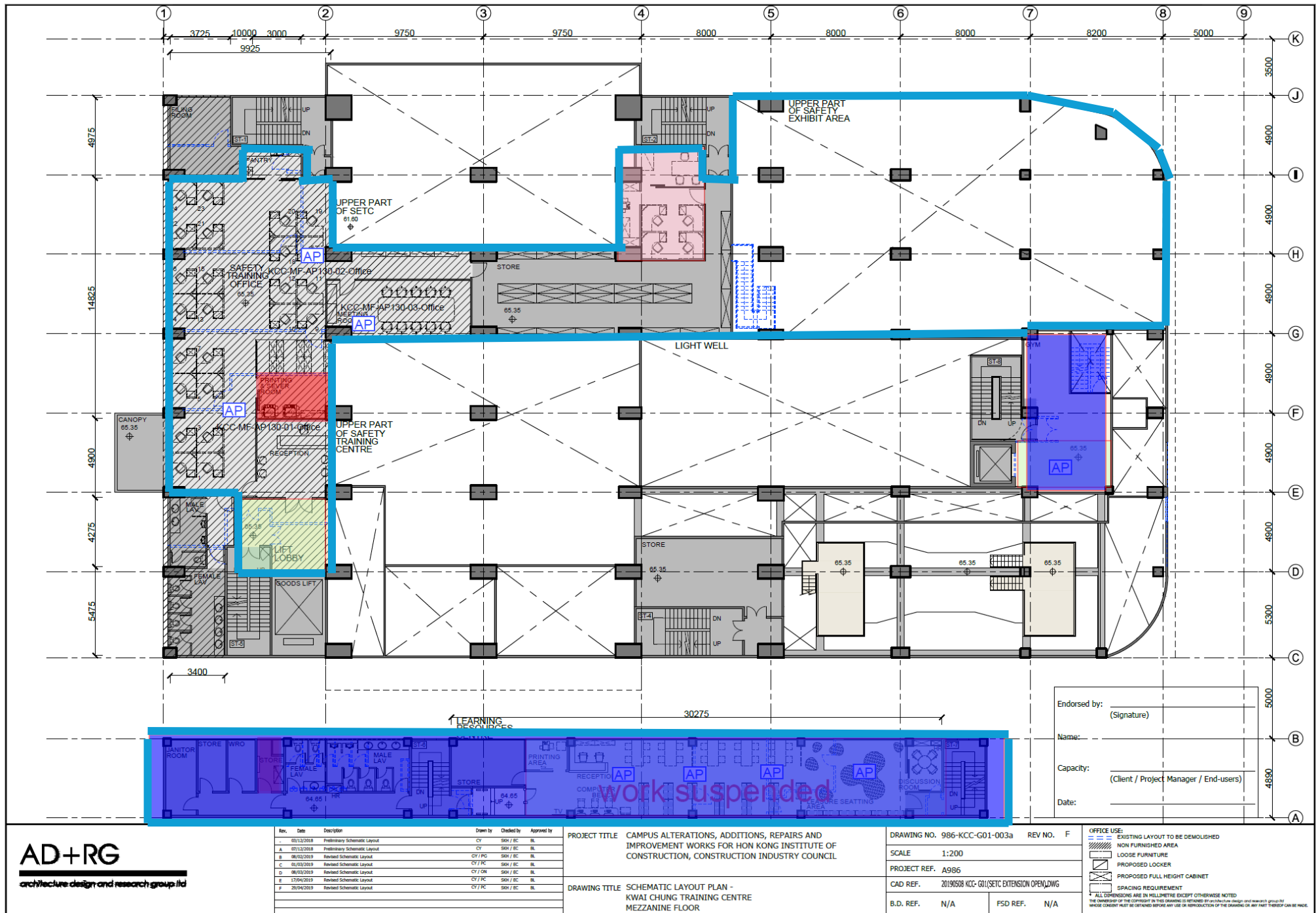
Wi-Fi Signal Coverage Requirement (KCC_Coverage Requirement.pptx)

Ground Floor



<p>AD+RG architecture design and research group ltd</p>	<table border="1"> <thead> <tr> <th>Rev.</th> <th>Date</th> <th>Description</th> <th>Drawn by</th> <th>Checked by</th> <th>Approved by</th> </tr> </thead> <tbody> <tr> <td>-</td> <td>06/11/2018</td> <td>Preliminary Schematic Layout</td> <td>CY</td> <td>SKW / RC</td> <td>RL</td> </tr> <tr> <td>A</td> <td>12/11/2018</td> <td>Revised Preliminary Schematic Layout</td> <td>CY</td> <td>SKW / RC</td> <td>RL</td> </tr> <tr> <td>B</td> <td>30/11/2018</td> <td>Revised Schematic Layout</td> <td>CY</td> <td>SKW / RC</td> <td>RL</td> </tr> <tr> <td>C</td> <td>07/12/2018</td> <td>Revised Schematic Layout</td> <td>CY</td> <td>SKW / RC</td> <td>RL</td> </tr> <tr> <td>D</td> <td>06/02/2019</td> <td>Revised Schematic Layout</td> <td>CY / JC</td> <td>SKW / RC</td> <td>RL</td> </tr> <tr> <td>E</td> <td>01/03/2019</td> <td>Revised Schematic Layout</td> <td>CY / JC</td> <td>SKW / RC</td> <td>RL</td> </tr> <tr> <td>F</td> <td>01/04/2019</td> <td>Revised Schematic Layout</td> <td>CY / JC</td> <td>SKW / RC</td> <td>RL</td> </tr> <tr> <td>G</td> <td>17/04/2019</td> <td>Revised Schematic Layout</td> <td>CY / JC</td> <td>SKW / RC</td> <td>RL</td> </tr> <tr> <td>H</td> <td>20/04/2019</td> <td>Revised Schematic Layout</td> <td>CY / JC</td> <td>SKW / RC</td> <td>RL</td> </tr> </tbody> </table>	Rev.	Date	Description	Drawn by	Checked by	Approved by	-	06/11/2018	Preliminary Schematic Layout	CY	SKW / RC	RL	A	12/11/2018	Revised Preliminary Schematic Layout	CY	SKW / RC	RL	B	30/11/2018	Revised Schematic Layout	CY	SKW / RC	RL	C	07/12/2018	Revised Schematic Layout	CY	SKW / RC	RL	D	06/02/2019	Revised Schematic Layout	CY / JC	SKW / RC	RL	E	01/03/2019	Revised Schematic Layout	CY / JC	SKW / RC	RL	F	01/04/2019	Revised Schematic Layout	CY / JC	SKW / RC	RL	G	17/04/2019	Revised Schematic Layout	CY / JC	SKW / RC	RL	H	20/04/2019	Revised Schematic Layout	CY / JC	SKW / RC	RL	<p>PROJECT TITLE CAMPUS ALTERATIONS, ADDITIONS, REPAIRS AND IMPROVEMENT WORKS FOR HON KONG INSTITUTE OF CONSTRUCTION, CONSTRUCTION INDUSTRY COUNCIL</p> <p>DRAWING TITLE SCHEMATIC LAYOUT PLAN - KWAI CHUNG TRAINING CENTRE GROUND FLOOR (OPTION 1)</p>	<p>DRAWING NO. 986-KCC-G01-002a REV NO. H</p> <p>SCALE 1:200</p> <p>PROJECT REF. A986</p> <p>CAD REF. 20190508 KCC-G01(SETC EXTENSION OPEN).DWG</p> <p>B.D. REF. N/A PSD REF. N/A</p>	<p>OFFICE USE:</p> <ul style="list-style-type: none"> EXISTING LAYOUT TO BE DEMOLISHED NON FURNISHED AREA LOOSE FURNITURE PROPOSED LOCKER PROPOSED FULL HEIGHT CABINET SPACING REQUIREMENT <p><small>* ALL DIMENSIONS ARE IN METRES EXCEPT OTHERWISE NOTED THE COPYRIGHT OF THIS DRAWING IS RETAINED BY ARCHITECTURE DESIGN AND RESEARCH GROUP LTD UNLESS OTHERWISE STATED, NO PART OF THIS DRAWING MAY BE REPRODUCED OR TRANSMITTED IN ANY FORM OR BY ANY MEANS, ELECTRONIC OR MECHANICAL, WITHOUT PERMISSION IN WRITING FROM ARCHITECTURE DESIGN AND RESEARCH GROUP LTD.</small></p>
	Rev.	Date	Description	Drawn by	Checked by	Approved by																																																										
	-	06/11/2018	Preliminary Schematic Layout	CY	SKW / RC	RL																																																										
	A	12/11/2018	Revised Preliminary Schematic Layout	CY	SKW / RC	RL																																																										
B	30/11/2018	Revised Schematic Layout	CY	SKW / RC	RL																																																											
C	07/12/2018	Revised Schematic Layout	CY	SKW / RC	RL																																																											
D	06/02/2019	Revised Schematic Layout	CY / JC	SKW / RC	RL																																																											
E	01/03/2019	Revised Schematic Layout	CY / JC	SKW / RC	RL																																																											
F	01/04/2019	Revised Schematic Layout	CY / JC	SKW / RC	RL																																																											
G	17/04/2019	Revised Schematic Layout	CY / JC	SKW / RC	RL																																																											
H	20/04/2019	Revised Schematic Layout	CY / JC	SKW / RC	RL																																																											
<p>Endorsed by: _____ (Signature)</p> <p>Name: _____</p> <p>Capacity: _____ (Client / Project Manager / End-users)</p> <p>Date: _____</p>																																																																

MEZZANINE Floor



Endorsed by: _____
 (Signature)
 Name: _____
 Capacity: _____
 (Client / Project Manager / End-users)
 Date: _____

AD+RG
 architecture design and research group ltd

Rev.	Date	Description	Drawn by	Checked by	Approved by
1	03/12/2018	Preliminary Schematic Layout	CY	SKH / EC	BL
A	07/12/2018	Preliminary Schematic Layout	CY	SKH / EC	BL
B	08/02/2019	Revised Schematic Layout	CY/FC	SKH / EC	BL
C	01/03/2019	Revised Schematic Layout	CY/FC	SKH / EC	BL
D	08/03/2019	Revised Schematic Layout	CY/DN	SKH / EC	BL
E	17/04/2019	Revised Schematic Layout	CY/FC	SKH / EC	BL
F	20/04/2019	Revised Schematic Layout	CY/FC	SKH / EC	BL

PROJECT TITLE CAMPUS ALTERATIONS, ADDITIONS, REPAIRS AND IMPROVEMENT WORKS FOR HON KONG INSTITUTE OF CONSTRUCTION, CONSTRUCTION INDUSTRY COUNCIL

DRAWING TITLE SCHEMATIC LAYOUT PLAN - KWAI CHUNG TRAINING CENTRE MEZZANINE FLOOR

DRAWING NO. 986-KCC-G01-003a **REV. NO.** F

SCALE 1:200

PROJECT REF. A906

CAD REF. 20190508 KCC-G01(SETC EXTENSION OPEN).DWG

B.D. REF. N/A **FSD REF.** N/A

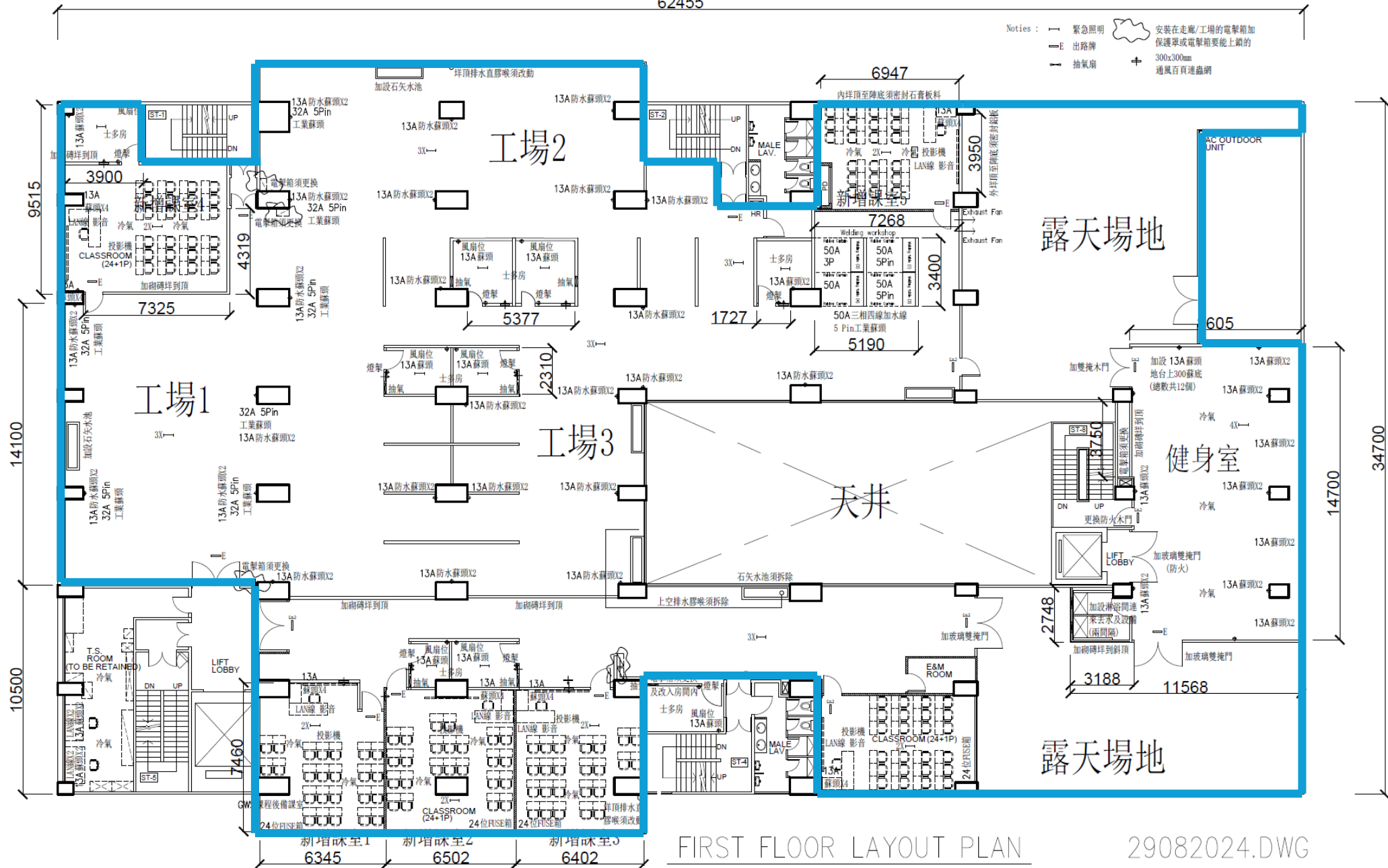
OFFICE USE:

- EXISTING LAYOUT TO BE DEMOLISHED
- NON FURNISHED AREA
- LOOSE FURNITURE
- PROPOSED LOCKER
- PROPOSED FULL HEIGHT CABINET
- SPACING REQUIREMENT

* ALL DIMENSIONS ARE IN MILLIMETRE EXCEPT OTHERWISE NOTED
 THE NUMBER OF THE COPYRIGHT IN THIS DRAWING IS REMOVED BY THE ARCHITECTURE DESIGN AND RESEARCH GROUP LTD
 WHOSE COPYRIGHT MUST BE OBTAINED BEFORE ANY USE OR REPRODUCTION OF THE DRAWING OR ANY PART THEREOF CAN BE MADE.

62455

- Noties :
- 緊急照明
 - E 出路牌
 - 抽氣扇
 - ☁ 安裝在走廊/工場的電掣箱加保護罩或電掣箱要能上鎖的
 - ⊕ 300x300mm 通風百頁連蟲網



FIRST FLOOR LAYOUT PLAN

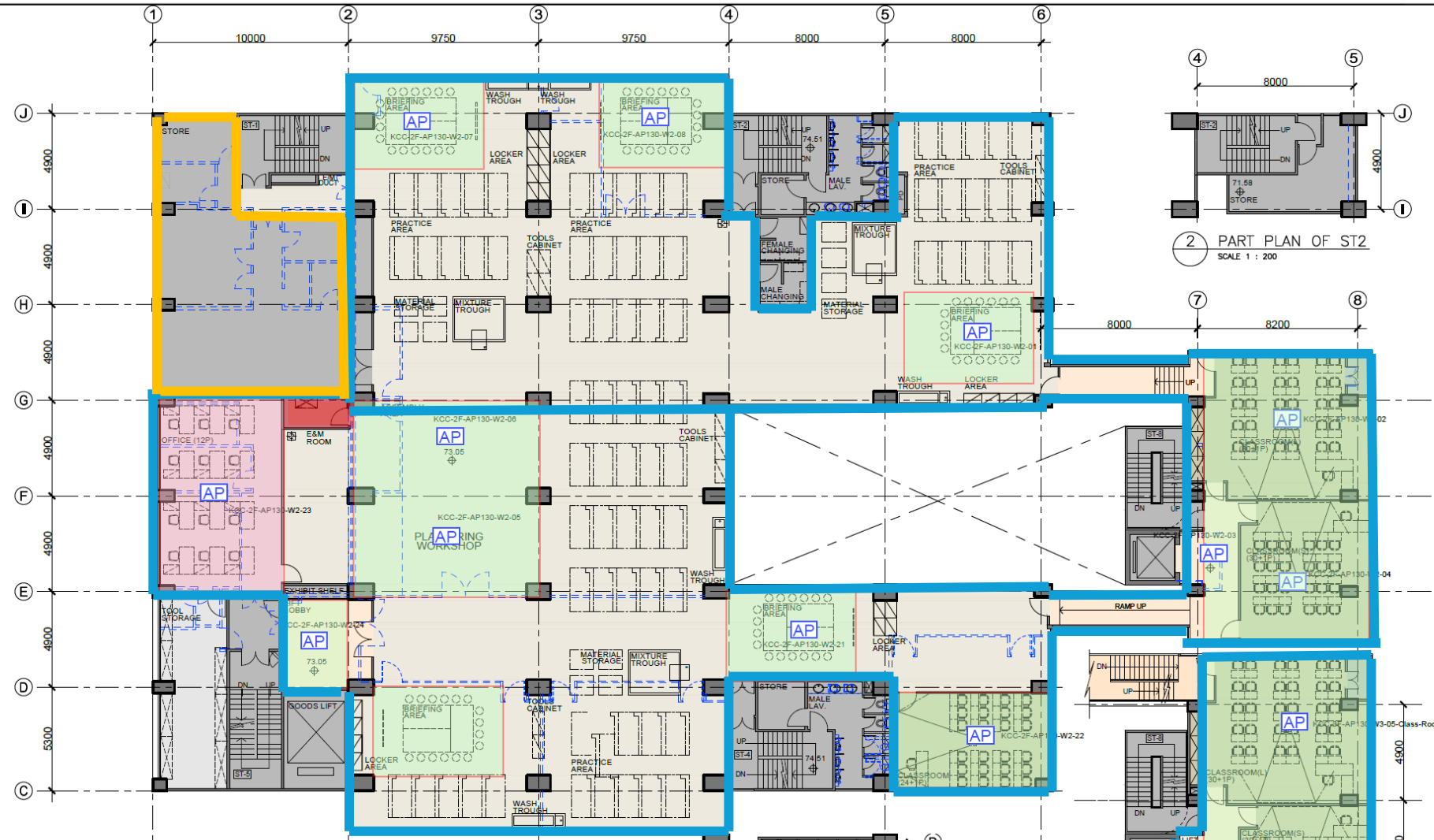
29082024.DWG



Normal area



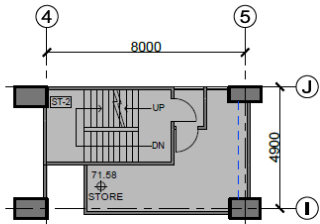
Storeroom



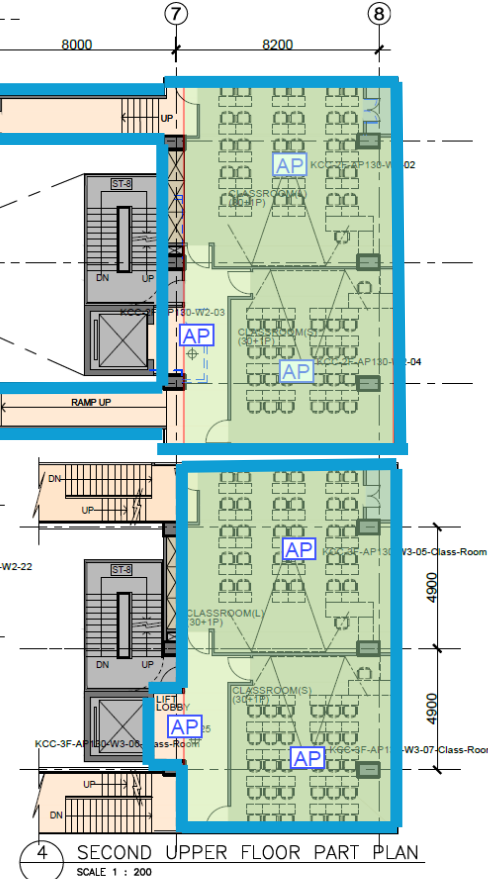
1 SECOND FLOOR PLAN
SCALE 1 : 200

Endorsed by: _____ (Signature)
 Name: _____
 Capacity: _____ (Client / Project Manager / End-users)
 Date: _____

3 PART PLAN OF ST4
SCALE 1 : 200



2 PART PLAN OF ST2
SCALE 1 : 200



4 SECOND UPPER FLOOR PART PLAN
SCALE 1 : 200



Rev.	Date	Description	Drawn by	Checked by	Approved by
A	11/12/2018	Interim Schematic Layout	CV	SHY / EC	BL
B	08/02/2019	Revised Schematic Layout	CV / FC	SHY / EC	BL
C	08/03/2019	Revised Schematic Layout	CV / FC	SHY / EC	BL
D	17/04/2019	Revised Schematic Layout	CV / FC	SHY / EC	BL
E	20/04/2019	Revised Schematic Layout	CV / FC	SHY / EC	BL

PROJECT TITLE CAMPUS ALTERATIONS, ADDITIONS, REPAIRS AND IMPROVEMENT WORKS FOR HON KONG INSTITUTE OF CONSTRUCTION, CONSTRUCTION INDUSTRY COUNCIL

DRAWING TITLE SCHEMATIC LAYOUT PLAN - KWAI CHUNG TRAINING CENTRE SECOND FLOOR

DRAWING NO.	986-KCC-G01-005a	REV NO.	E
SCALE	1:200	PROJECT REF.	A996
CAD REF.	20190508 KCC-G01[SETC EXTENSION OPEN]DWG	B.D. REF.	N/A
FSD REF.	N/A		

- OFFICE USE:
- EXISTING LAYOUT TO BE DEMOLISHED
 - NON FURNISHED AREA
 - LOOSE FURNITURE
 - PROPOSED LOCKER
 - PROPOSED FULL HEIGHT CABINET
 - SPACING REQUIREMENT
- * ALL DIMENSIONS ARE IN MILLIMETRE EXCEPT OTHERWISE NOTED
 THE OWNERSHIP OF THE COPYRIGHT IN THIS DRAWING IS RESERVED BY ARCHITECTURE DESIGN AND RESEARCH GROUP LTD
 WHOSE CONSENT MUST BE OBTAINED BEFORE ANY USE OR REPRODUCTION OF THE DRAWING OR ANY PART THEREOF CAN BE MADE.

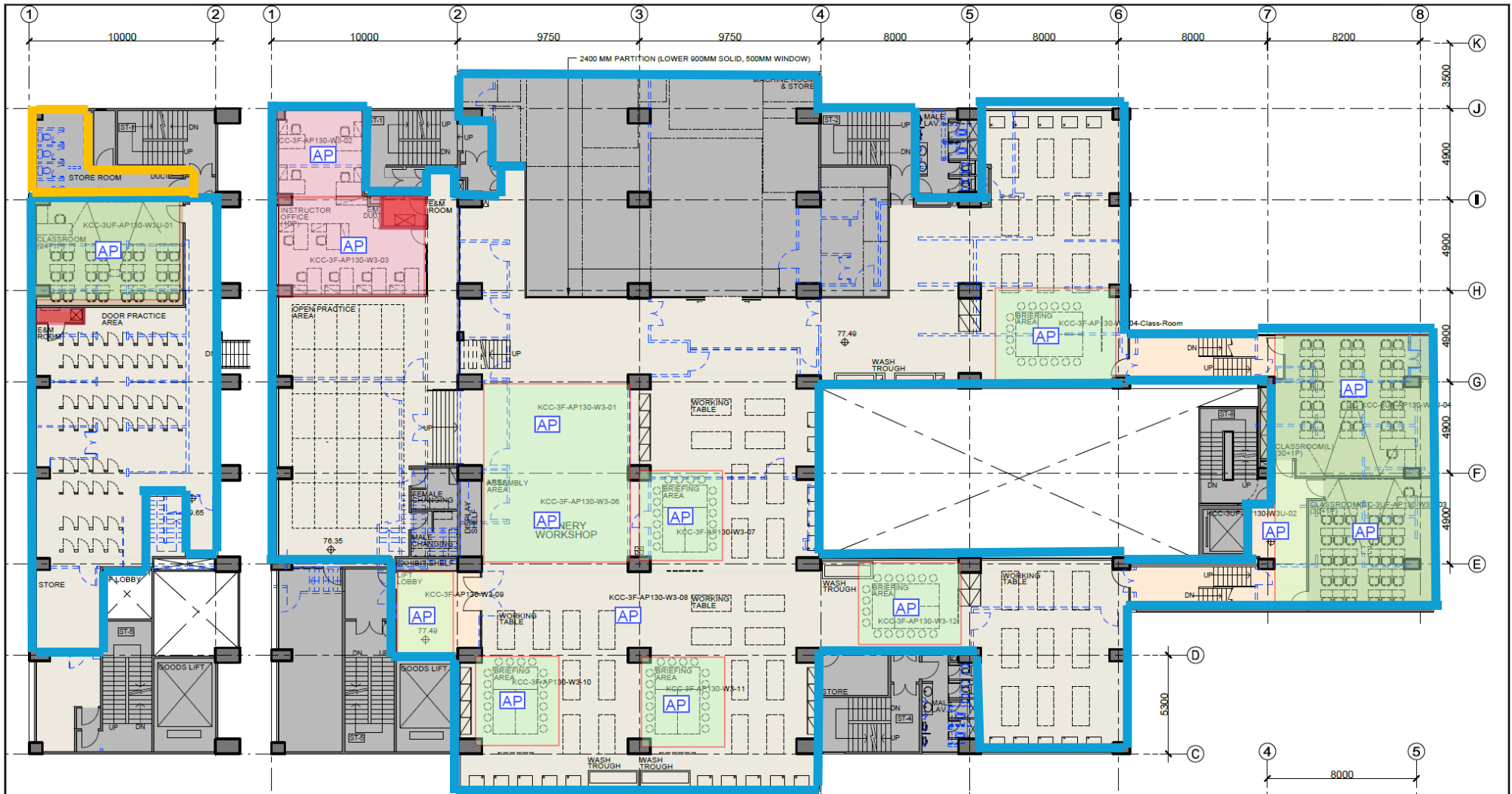
3F



Normal area

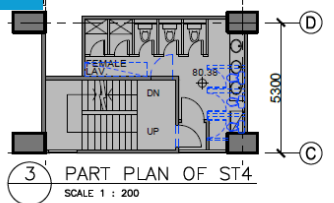


Storeroom

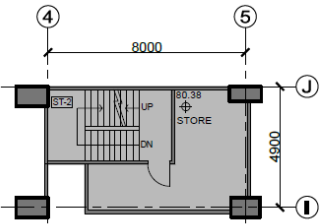


1 THIRD UPPER FLOOR PLAN
SCALE 1 : 200

2 THIRD FLOOR PLAN
SCALE 1 : 200



3 PART PLAN OF ST4
SCALE 1 : 200



4 PART PLAN OF ST2
SCALE 1 : 200

Endorsed by: _____
(Signature)

Name: _____

Capacity: _____
(Client / Project Manager / End-users)

Date: _____



Rev.	Date	Description	Drawn by	Checked by	Approved by
1	11/12/2018	Preliminary Schematic Layout	CY	SHK / EC	BL
A	08/02/2019	Revised Schematic Layout	CY / PC	SHK / EC	BL
B	08/02/2019	Revised Schematic Layout	CY / PC	SHK / EC	BL
C	08/02/2019	Revised Schematic Layout	CY / OR	SHK / EC	BL
D	13/04/2019	Revised Schematic Layout	CY / PC	SHK / EC	BL
E	20/04/2019	Revised Schematic Layout	CY / PC	SHK / EC	BL

PROJECT TITLE CAMPUS ALTERATIONS, ADDITIONS, REPAIRS AND IMPROVEMENT WORKS FOR HON KONG INSTITUTE OF CONSTRUCTION, CONSTRUCTION INDUSTRY COUNCIL

DRAWING TITLE SCHEMATIC LAYOUT PLAN - KWAI CHUNG TRAINING CENTRE THIRD FLOOR & UPPER THIRD FLOOR

DRAWING NO. 986-KCC-G01-006a REV NO. E

SCALE 1:200

PROJECT REF. A986

CAD REF. 20190508 KCC-G01(SETC EXTENSION OPEN)JWG

B.D. REF. N/A FSD REF. N/A

OFFICE USE:

- EXISTING LAYOUT TO BE DEMOLISHED
- NON FURNISHED AREA
- LOOSE FURNITURE
- PROPOSED LOCKER
- PROPOSED FULL HEIGHT CABINET
- SPACING REQUIREMENT

* ALL DIMENSIONS ARE IN MILLIMETRE EXCEPT OTHERWISE NOTED

THE OWNERSHIP OF THE COPYRIGHT IN THIS DRAWING IS RETAINED BY ARCHITECTURE DESIGN AND RESEARCH GROUP LTD. WRITTEN CONSENT MUST BE OBTAINED BEFORE ANY USE OR REPRODUCTION OF THE DRAWING OR ANY PART THEREOF CAN BE MADE.

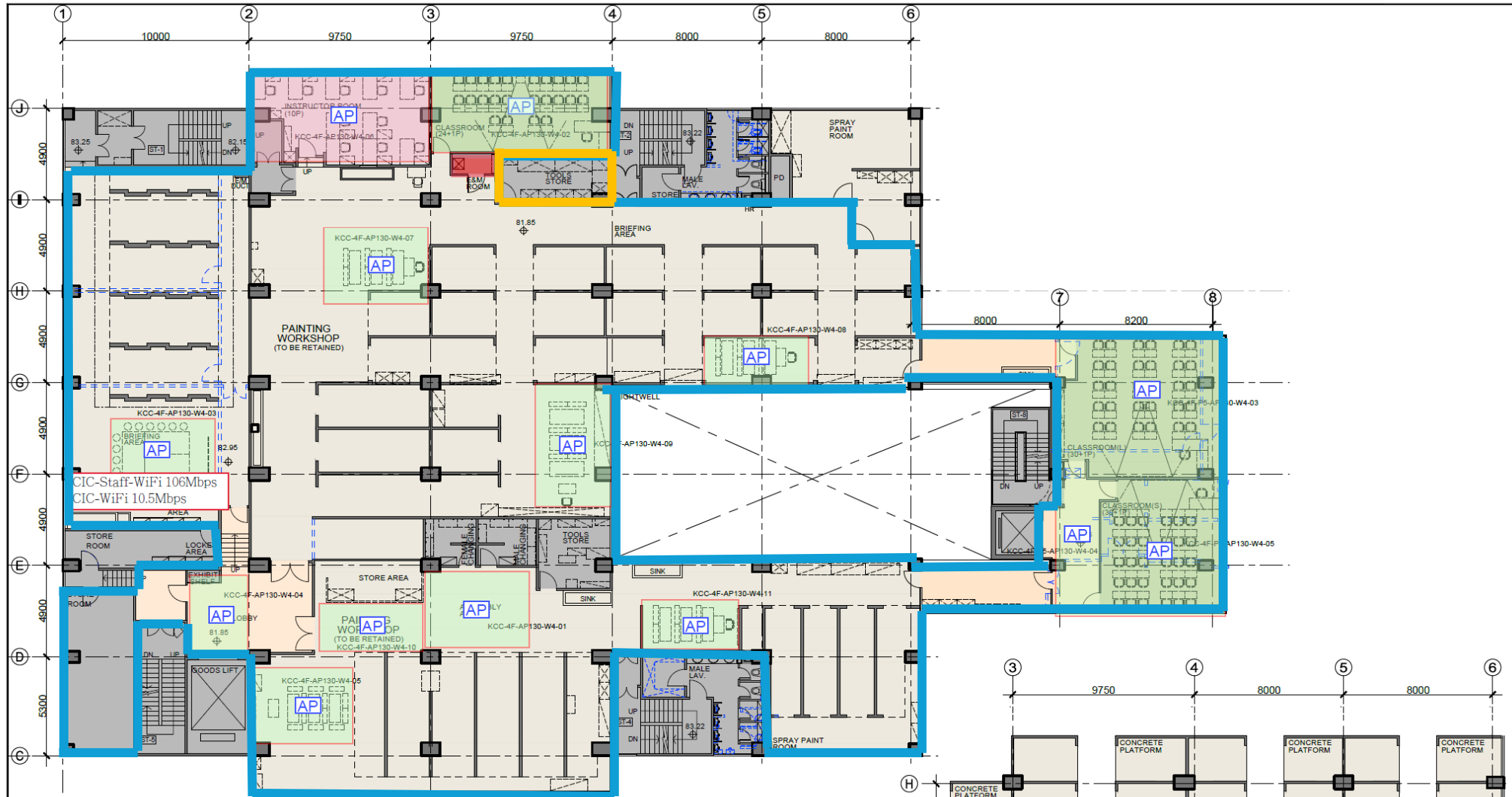
4F



Normal area



Storeroom



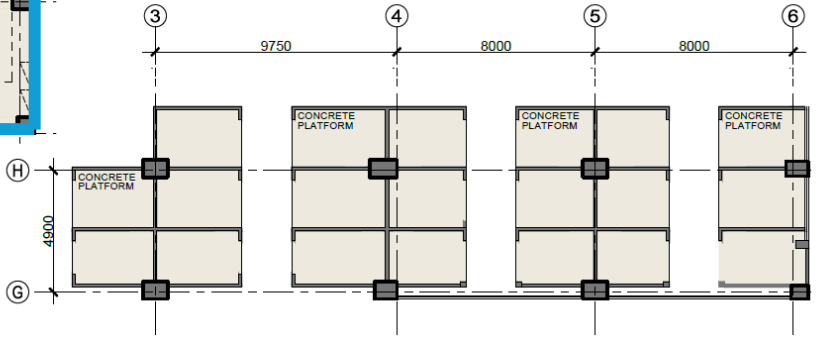
1 FOURTH FLOOR PLAN
SCALE 1 : 200

Endorsed by: _____
(Signature)

Name: _____

Capacity: _____
(Client / Project Manager / End-users)

Date: _____



4 UPPER PART PLAN OF WORKSHOP
SCALE 1 : 200



Rev.	Date	Description	Drawn by	Checked by	Approved by
-	11/12/2018	Preliminary Schematic Layout	CY	SNH / SC	BL
A	06/02/2019	Revised Schematic Layout	CY / PC	SNH / SC	BL
B	26/02/2019	Revised Schematic Layout	CY / PC	SNH / SC	BL
C	06/03/2019	Revised Schematic Layout	CY / PC	SNH / SC	BL
D	06/03/2019	Revised Schematic Layout	CY / GN	SNH / SC	BL
E	17/04/2019	Revised Schematic Layout	CY / PC	SNH / SC	BL
F	25/04/2019	Revised Schematic Layout	CY / PC	SNH / SC	BL

PROJECT TITLE CAMPUS ALTERATIONS, ADDITIONS, REPAIRS AND IMPROVEMENT WORKS FOR HONG KONG INSTITUTE OF CONSTRUCTION, CONSTRUCTION INDUSTRY COUNCIL

DRAWING TITLE SCHEMATIC LAYOUT PLAN - KWAI CHUNG TRAINING CENTRE FOURTH FLOOR

DRAWING NO. 986-KCC-G01-007a REV NO. F

SCALE 1:200

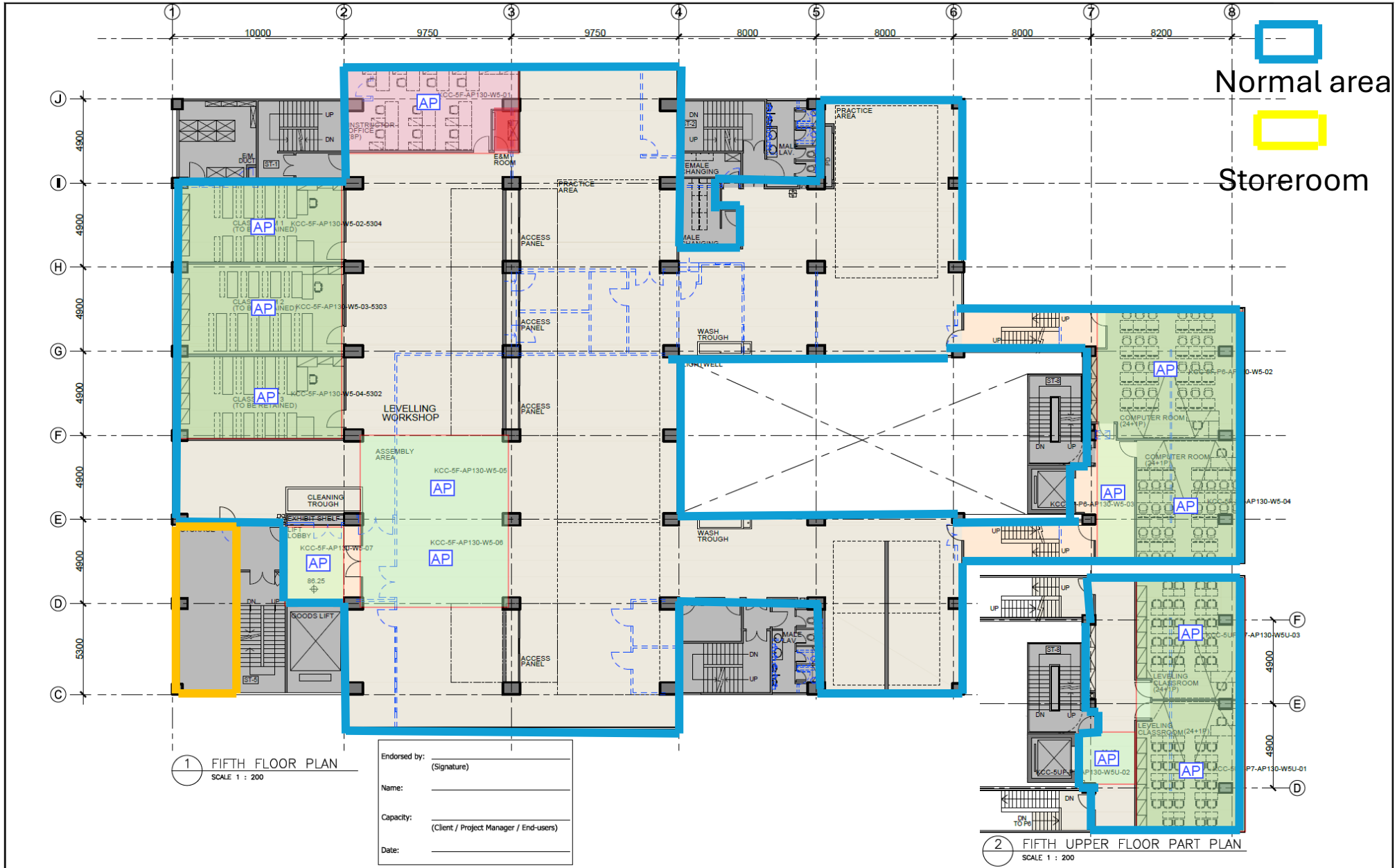

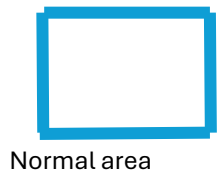
PROJECT REF. A986

CAD REF. 20190508 KCC-G01/SETC EXTENSION OPEN/LOW

B.D. REF. N/A PSD REF. N/A

- OFFICE USE:
- EXISTING LAYOUT TO BE DEMOLISHED
- NON FURNISHED AREA
- LOOSE FURNITURE
- PROPOSED LOCKER
- PROPOSED FULL HEIGHT CABINET
- SPACING REQUIREMENT
- ALL DIMENSIONS ARE IN MILLIMETRE EXCEPT OTHERWISE NOTED
- THE OWNERSHIP OF THE COPYRIGHT IN THIS DRAWING IS RETAINED BY ARCHITECTURE DESIGN AND RESEARCH GROUP LTD. UNLESS OTHERWISE STATED OTHERWISE NOTED.

5F



1 FIFTH FLOOR PLAN
SCALE 1 : 200

2 FIFTH UPPER FLOOR PART PLAN
SCALE 1 : 200

Endorsed by: _____ (Signature)
 Name: _____
 Capacity: _____ (Client / Project Manager / End-users)
 Date: _____



Rev.	Date	Description	Drawn by	Checked by	Approved by
-	11/12/2018	Preliminary Schematic Layout	CY	SKH / EC	BL
A	06/02/2019	Revised Schematic Layout	CY / PC	SKH / EC	BL
B	01/02/2019	Revised Schematic Layout	CY / PC	SKH / EC	BL
C	06/02/2019	Revised Schematic Layout	CY / DN	SKH / EC	BL
D	17/04/2019	Revised Schematic Layout	CY / PC	SKH / EC	BL
E	20/04/2019	Revised Schematic Layout	CY / PC	SKH / EC	BL

PROJECT TITLE CAMPUS ALTERATIONS, ADDITIONS, REPAIRS AND IMPROVEMENT WORKS FOR HON KONG INSTITUTE OF CONSTRUCTION, CONSTRUCTION INDUSTRY COUNCIL

DRAWING TITLE SCHEMATIC LAYOUT PLAN - KWAI CHUNG TRAINING CENTRE FIFTH FLOOR

DRAWING NO.	986-KCC-G01-008a	REV NO.	E
SCALE	1:200	PROJECT REF.	A986
CAD REF.	20190528 KCC-G01(SETC EXTENSION OPEN)DWG	B.D. REF.	N/A
FSD REF.	N/A		

OFFICE USE:
<input type="checkbox"/> EXISTING LAYOUT TO BE DEMOLISHED
<input type="checkbox"/> NON FURNISHED AREA
<input type="checkbox"/> LOOSE FURNITURE
<input type="checkbox"/> PROPOSED LOCKER
<input type="checkbox"/> PROPOSED FULL HEIGHT CABINET
<input type="checkbox"/> SPACING REQUIREMENT
<small>* ALL DIMENSIONS ARE IN MILLIMETRE EXCEPT OTHERWISE NOTED</small>
<small>THE OWNERSHIP OF THE COPYRIGHT IN THIS DRAWING IS RETAINED BY ARCHITECTURE DESIGN AND RESEARCH GROUP LTD. UNLESS OTHERWISE STATED OTHERWISE. ANY REPRODUCTION OF THIS DRAWING OR ANY PART THEREOF CAN BE MADE.</small>

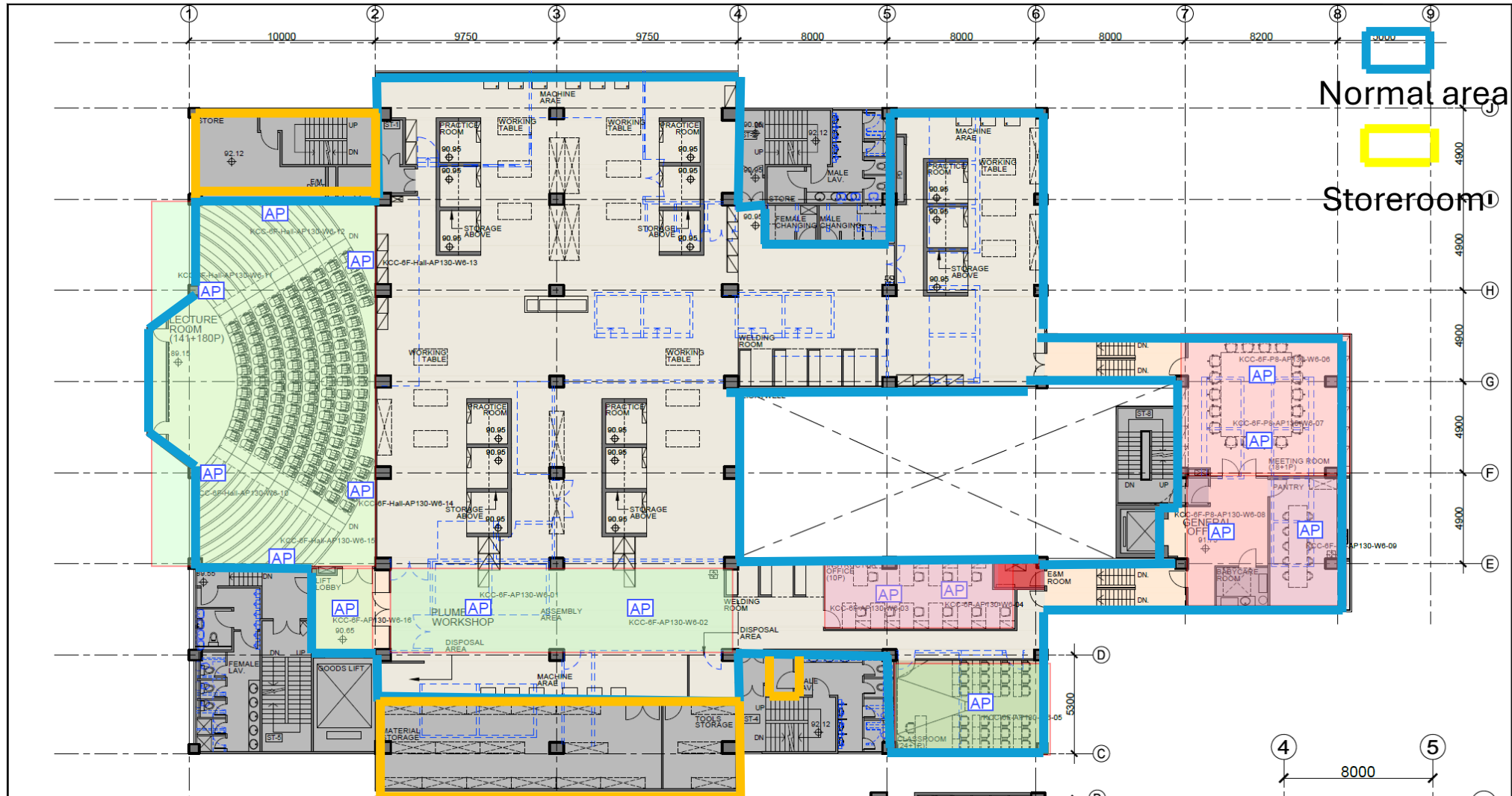
6F



Normal area

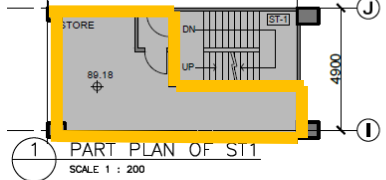


Storeroom



Normal area

Storeroom



1 PART PLAN OF ST1
SCALE 1 : 200

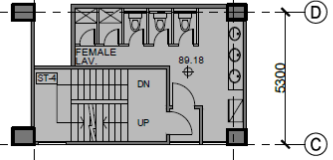
2 SIXTH FLOOR PLAN
SCALE 1 : 200

Endorsed by: _____
(Signature)

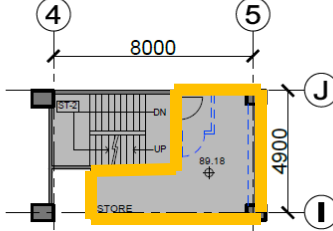
Name: _____

Capacity: _____
(Client / Project Manager / End-users)

Date: _____



3 PART PLAN OF ST4
SCALE 1 : 200



4 PART PLAN OF ST2
SCALE 1 : 200

AD+RG
architecture design and research group ltd

Rev.	Date	Description	Drawn by	Checked by	Approved by
-	11/12/2018	Preliminary Schematic Layout	CY	SKW / BC	BL
A	06/02/2019	Revised Schematic Layout	CY / FC	SKW / BC	BL
B	01/02/2019	Revised Schematic Layout	CY / FC	SKW / BC	BL
C	06/03/2019	Revised Schematic Layout	CY / DN	SKW / BC	BL
D	17/04/2019	Revised Schematic Layout	CY / FC	SKW / BC	BL
E	20/04/2019	Revised Schematic Layout	CY / FC	SKW / BC	BL

PROJECT TITLE CAMPUS ALTERATIONS, ADDITIONS, REPAIRS AND IMPROVEMENT WORKS FOR HON KONG INSTITUTE OF CONSTRUCTION, CONSTRUCTION INDUSTRY COUNCIL

DRAWING TITLE SCHEMATIC LAYOUT PLAN - KWAI CHUNG TRAINING CENTRE SIXTH FLOOR

DRAWING NO. 986-KCC-G01-009a REV NO. E

SCALE 1:200

PROJECT REF. A986

CAD REF. 20190508 KCC-G01/SETC EXTENSION OPEN/DWG

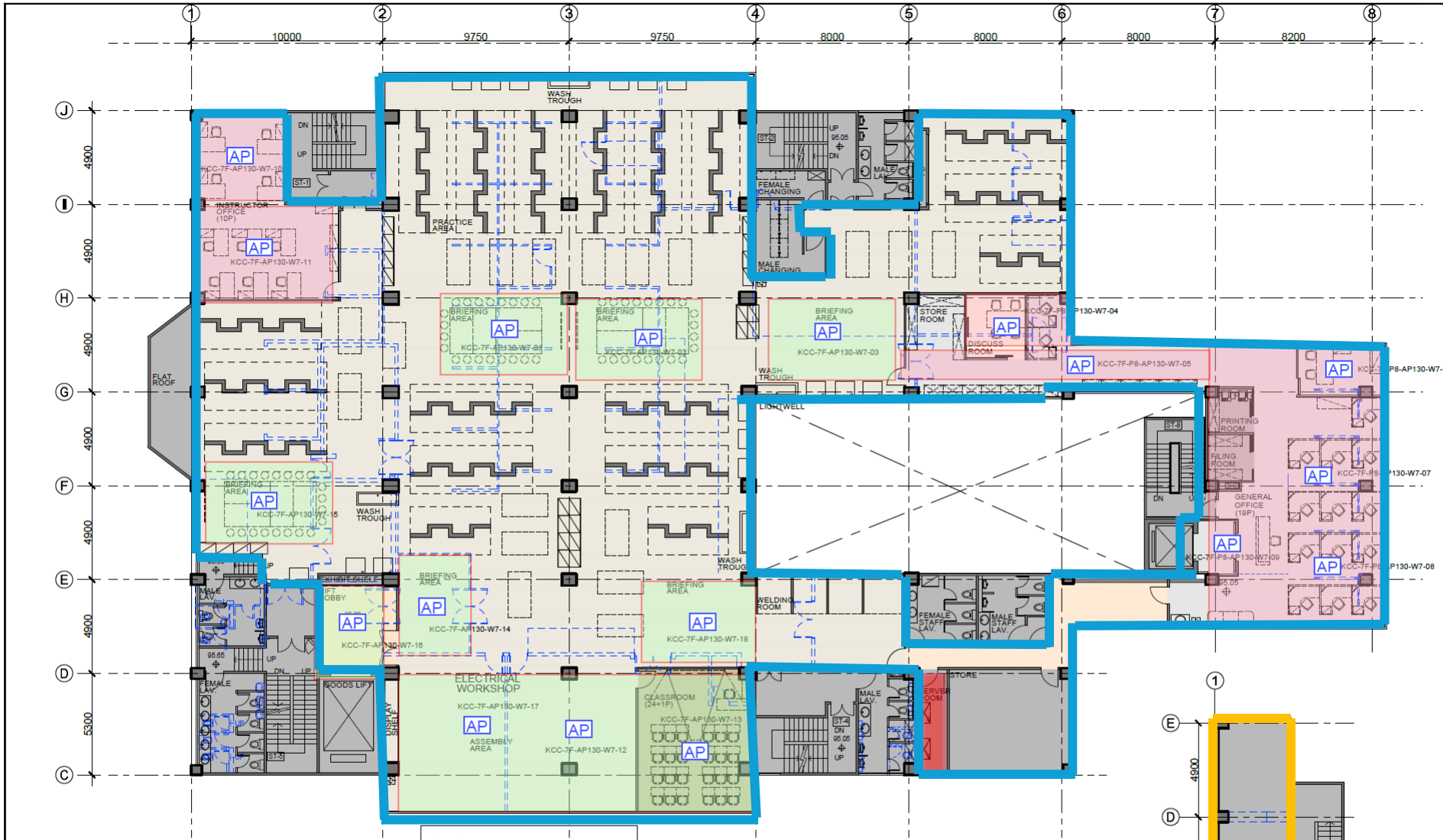
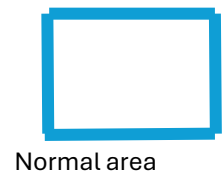
B.D. REF. N/A FSD REF. N/A

OFFICE USE:

- EXISTING LAYOUT TO BE DEMOLISHED
- NON FURNISHED AREA
- LOOSE FURNITURE
- PROPOSED LOCKER
- PROPOSED FULL HEIGHT CABINET
- SPACING REQUIREMENT

ALL DIMENSIONS ARE IN MILLIMETRE EXCEPT OTHERWISE NOTED

THE OWNERSHIP OF THE COPYRIGHT IN THIS DRAWING IS RETAINED BY ARCHITECTURE DESIGN AND RESEARCH GROUP LTD. UNLESS OTHERWISE STATED BEFORE ANY USE OR REPRODUCTION OF THE DRAWING OR ANY PART THEREOF CAN BE MADE.



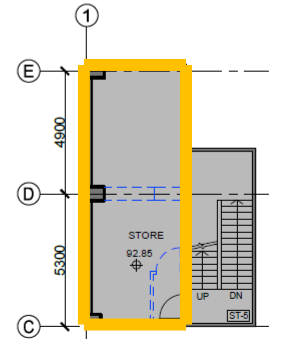
1 SEVENTH FLOOR PLAN
SCALE 1 : 200

Endorsed by: _____
(Signature)

Name: _____

Capacity: _____
(Client / Project Manager / End-users)

Date: _____



2 PART PLAN OF ST3
SCALE 1 : 200



Rev.	Date	Description	Drawn by	Checked by	Approved by
1	16/12/2018	Final Revit Schematic Layout	CY / JC	SKH / EC	BL
A	06/03/2019	Revised Schematic Layout	CY / JC	SKH / EC	BL
B	06/03/2019	Revised Schematic Layout	CY / JC	SKH / EC	BL
C	06/03/2019	Revised Schematic Layout	CY / JC	SKH / EC	BL
D	17/04/2019	Revised Schematic Layout	CY / JC	SKH / EC	BL
E	20/04/2019	Revised Schematic Layout	CY / JC	SKH / EC	BL

PROJECT TITLE CAMPUS ALTERATIONS, ADDITIONS, REPAIRS AND IMPROVEMENT WORKS FOR HON KONG INSTITUTE OF CONSTRUCTION, CONSTRUCTION INDUSTRY COUNCIL

DRAWING TITLE SCHEMATIC LAYOUT PLAN - KWAI CHUNG TRAINING CENTRE SEVENTH FLOOR

DRAWING NO. 986-KCC-G01-010a REV NO. E

SCALE 1:200

PROJECT REF. A986

CAD REF. 20190508 KCC-G01[SETC EXTENSION OPEN].DWG

B.D. REF. N/A FSD REF. N/A

- OFFICE USE:
- EXISTING LAYOUT TO BE DEMOLISHED
 - NON FURNISHED AREA
 - LOOSE FURNITURE
 - PROPOSED LOCKER
 - PROPOSED FULL HEIGHT CABINET
 - SPACING REQUIREMENT
- * ALL DIMENSIONS ARE IN MILLIMETRE EXCEPT OTHERWISE NOTED
THE OWNERSHIP OF THE COPYRIGHT IN THIS DRAWING IS RESERVED BY ARCHITECTURE DESIGN AND RESEARCH GROUP LTD. WRITING CONSENT MUST BE OBTAINED BEFORE ANY USE OR REPRODUCTION OF THE DRAWING OR ANY PART THEREOF CAN BE MADE.

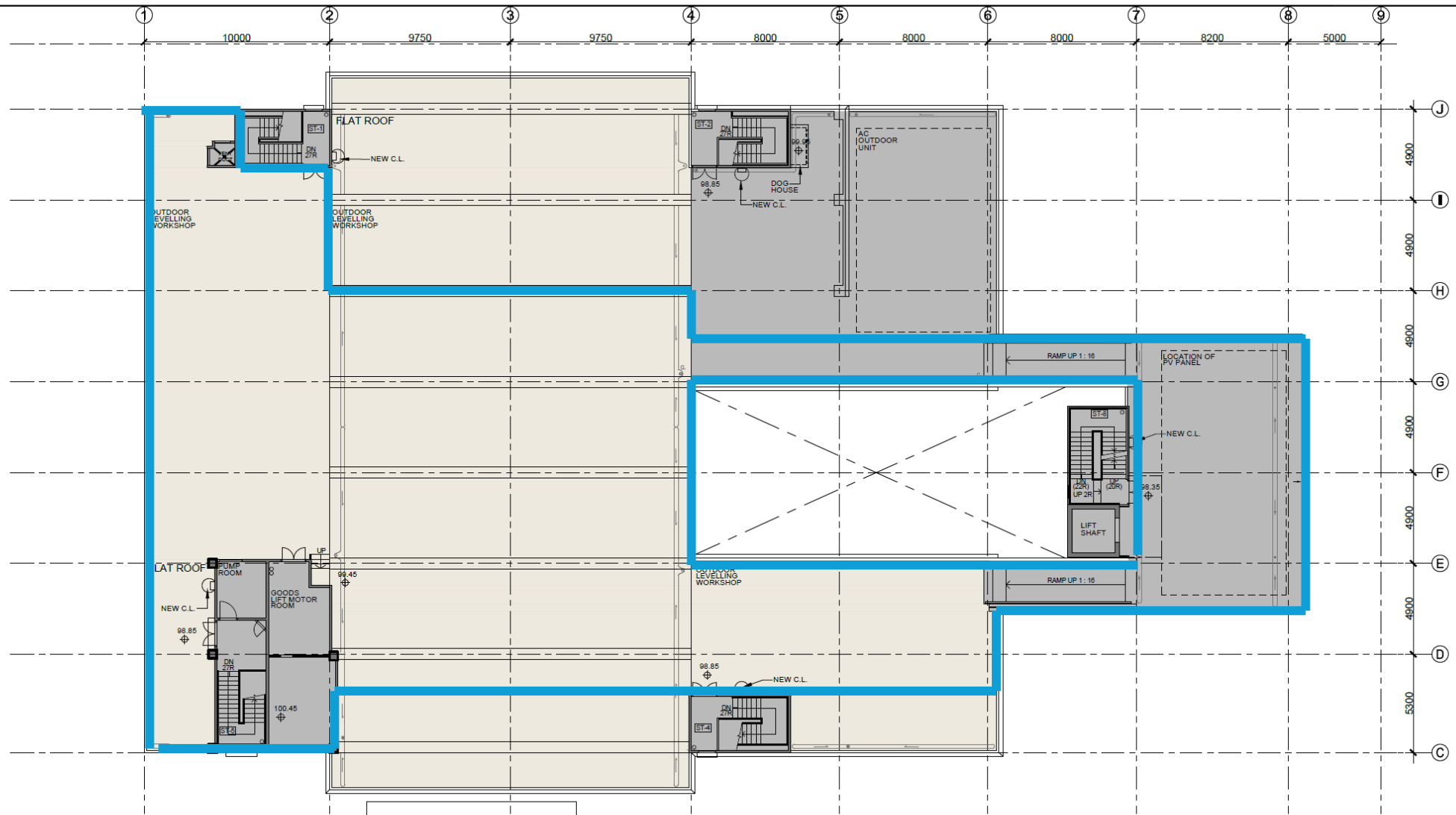
RF



Normal area



Storeroom



1 ROOF FLOOR PLAN
SCALE 1 : 200

Endorsed by: _____
(Signature)

Name: _____

Capacity: _____
(Client / Project Manager / End-users)

Date: _____

NOTE
MINOR RECTIFICATION OF
WATER PROOFING WORKS
(E.G. WATERPROOFING INJECTION)
TO BE CONDUCTED AT WATER LEAKAGE
AREA AT MAIN ROOF



Rev.	Date	Description	Drawn by	Checked by	Approved by
-	11/02/2018	Preliminary Schematic Layout	CY	SHH / EC	BL
A	06/02/2019	Revised Schematic Layout	CY / FC	SHH / EC	BL
B	02/03/2019	Revised Schematic Layout	CY / FC	SHH / EC	BL
C	12/04/2019	Revised Schematic Layout	CY / FC	SHH / EC	BL
D	20/04/2019	Revised Schematic Layout	CY / FC	SHH / EC	BL

PROJECT TITLE CAMPUS ALTERATIONS, ADDITIONS, REPAIRS AND IMPROVEMENT WORKS FOR HON KONG INSTITUTE OF CONSTRUCTION, CONSTRUCTION INDUSTRY COUNCIL

DRAWING TITLE SCHEMATIC LAYOUT PLAN - KWAI CHUNG TRAINING CENTRE ROOF FLOOR

DRAWING NO. 986-KCC-G01-011a REV NO. D

SCALE 1:200

PROJECT REF. A986

CAD REF. 20190508 KCC-G01(SETC-EXTENSION)OPEN(L)DWG

B.D. REF. N/A FSD REF. N/A

OFFICE USE:

- EXISTING LAYOUT TO BE DEMOLISHED
- NON FURNISHED AREA
- LOOSE FURNITURE
- PROPOSED LOCKER
- PROPOSED FULL HEIGHT CABINET
- SPACING REQUIREMENT

* ALL DIMENSIONS ARE IN MILLIMETRE EXCEPT OTHERWISE NOTED
THE OWNERSHIP OF THE COPYRIGHT IN THIS DRAWING IS RETAINED BY ARCHITECTURE DESIGN AND RESEARCH GROUP LTD
WHERE CREDIT MUST BE OBTAINED BEFORE ANY USE OR REPRODUCTION OF THE DRAWING OR ANY PART THEREOF CAN BE MADE

Wi-Fi Signal Coverage Requirement (SSC_Coverage Requirement.pptx)

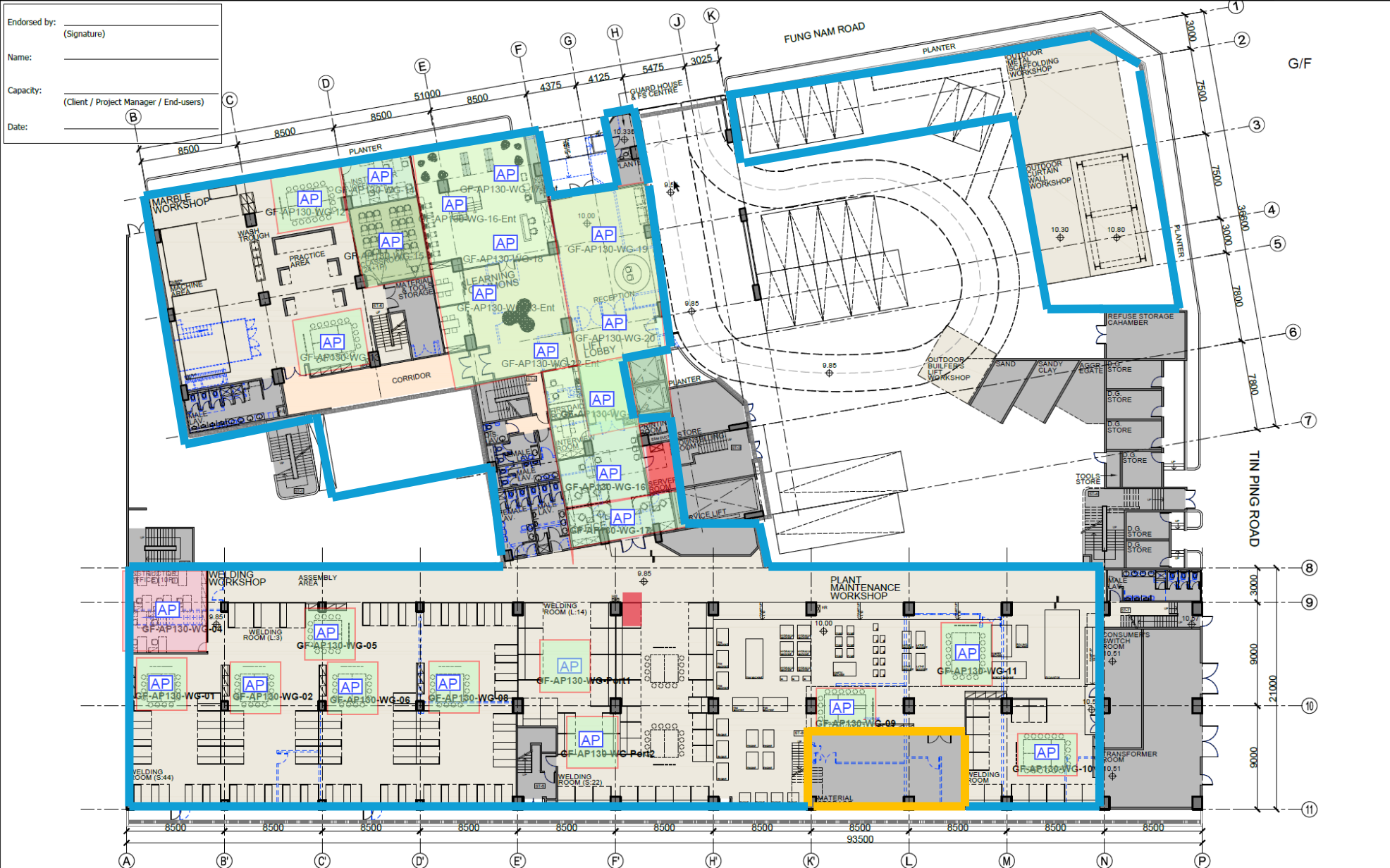
Ground Floor



Normal area



Storeroom



AD+RG
architecture design and research group ltd

Rev.	Date	Description	Drawn by	Checked by	Approved by
	12/11/2018	Preliminary Schematic Layout	CY	SKW / EC	BL
A	21/01/2019	Preliminary Schematic Layout	CY	SKW / EC	BL
B	08/02/2019	Revised Schematic Layout	ON	SKW / EC	BL
C	05/03/2019	Revised Schematic Layout	CY	SKW / EC	BL
D	17/04/2019	Revised Schematic Layout	CY	SKW / EC	BL
E	20/04/2019	Revised Schematic Layout	CY	SKW / EC	BL

PROJECT TITLE CAMPUS ALTERATIONS, ADDITIONS, REPAIRS AND IMPROVEMENT WORKS FOR HON KONG INSTITUTE OF CONSTRUCTION, CONSTRUCTION INDUSTRY COUNCIL

DRAWING TITLE SCHEMATIC LAYOUT PLAN - SHEUNG SHUI TRAINING CENTRE GROUND FLOOR

DRAWING NO. 986-SSC-G01-001 **REV NO.** E

SCALE 1:300

PROJECT REF. A986

CAD REF. 20190514 SSC-G01.DWG

B.D. REF. N/A **FSD REF.** N/A

OFFICE USE:

- EXISTING LAYOUT TO BE DEMOLISHED
- NON FURNISHED AREA
- LOOSE FURNITURE
- PROPOSED LOCKER
- PROPOSED FULL HEIGHT CABINET

SPACING REQUIREMENT

* ALL DIMENSIONS ARE IN METRES UNLESS OTHERWISE NOTED
THE OWNERSHIP OF THE COPYRIGHT IN THIS DRAWING IS RETAINED BY ARCHITECTURE DESIGN AND RESEARCH GROUP LTD
WHICH CANNOT BE REPRODUCED WITHOUT THE WRITTEN PERMISSION OF ARCHITECTURE DESIGN AND RESEARCH GROUP LTD

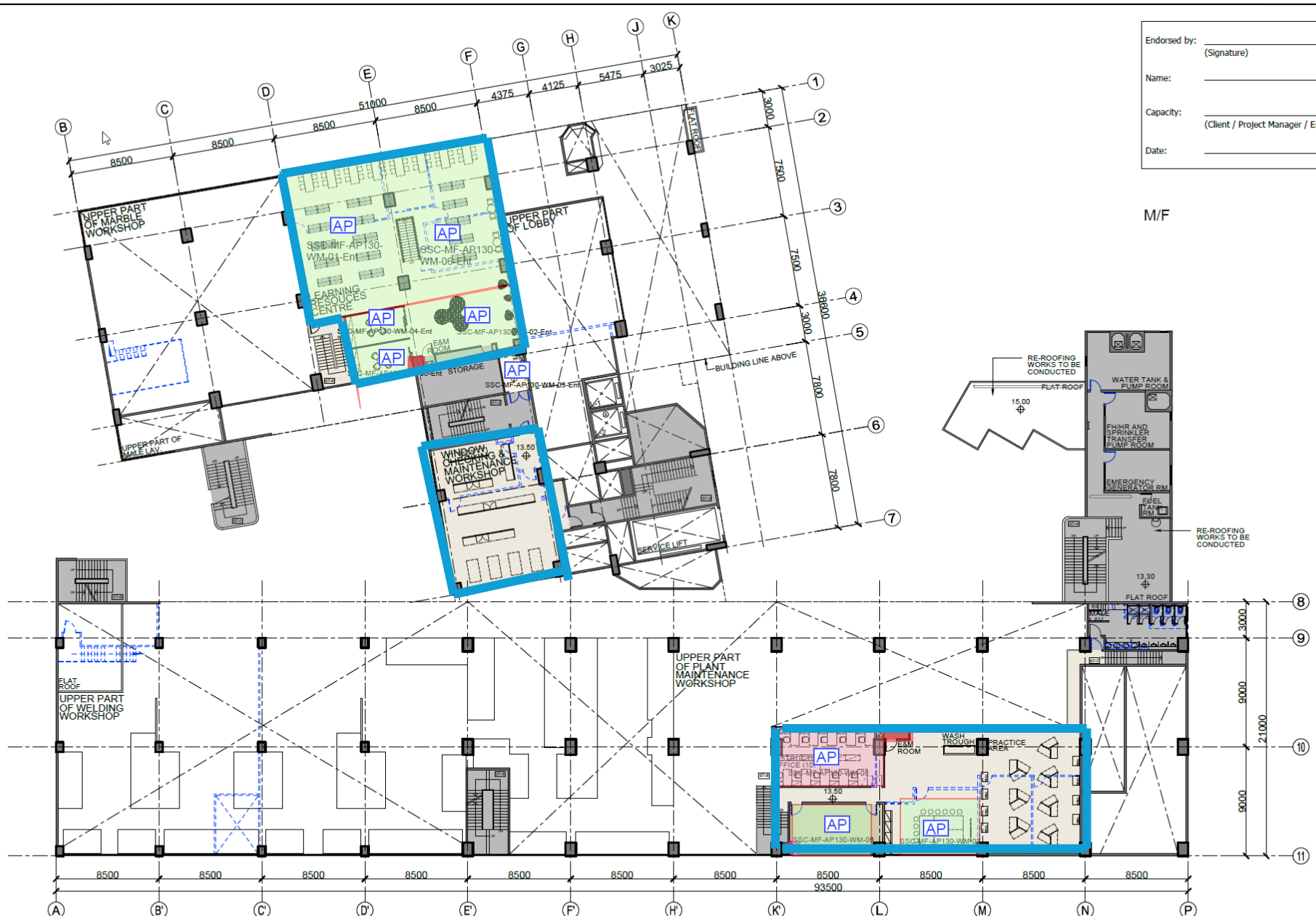
MEZZANUNE Floor



Normal area



Storeroom



M/F

Endorsed by: _____
 (Signature)
 Name: _____
 Capacity: _____
 (Client / Project Manager / End-users)
 Date: _____



Rev.	Date	Description	Drawn by	Checked by	Approved by
-	12/11/2018	Preliminary Schematic Layout	CY	SH / EC	RL
A	21/01/2019	Preliminary Schematic Layout	CY	SH / EC	RL
B	08/02/2019	Revised Schematic Layout	CY	SH / EC	RL
C	01/02/2019	Revised Schematic Layout	CY	SH / EC	RL
D	17/04/2019	Revised Schematic Layout	CY	SH / EC	RL
E	20/04/2019	Revised Schematic Layout	CY	SH / EC	RL

PROJECT TITLE CAMPUS ALTERATIONS, ADDITIONS, REPAIRS AND IMPROVEMENT WORKS FOR HONG KONG INSTITUTE OF CONSTRUCTION, CONSTRUCTION INDUSTRY COUNCIL

DRAWING TITLE SCHEMATIC LAYOUT PLAN - SHEUNG SHUI TRAINING CENTRE MEZZANINE FLOOR

DRAWING NO. 986-SSC-G01-002 REV NO. E

SCALE 1:300

PROJECT REF. A986

CAD REF. 20190514 SSC-G01.DWG

B.D. REF. N/A FSD REF. N/A

OFFICE USE:

- EXISTING LAYOUT TO BE DEMOLISHED
- NON FURNISHED AREA
- LOOSE FURNITURE
- PROPOSED LOCKER
- PROPOSED FULL HEIGHT CABINET
- SPACING REQUIREMENT

* ALL DIMENSIONS ARE IN MILLIMETRE UNLESS OTHERWISE NOTED
 THE OWNERSHIP OF THE COPYRIGHT IN THIS DRAWING IS RETAINED BY ARCHITECTURE DESIGN AND RESEARCH GROUP
 WHICH CANNOT BE REPRODUCED OR TRANSMITTED IN ANY FORM OR BY ANY MEANS WITHOUT OUR WRITTEN PERMISSION

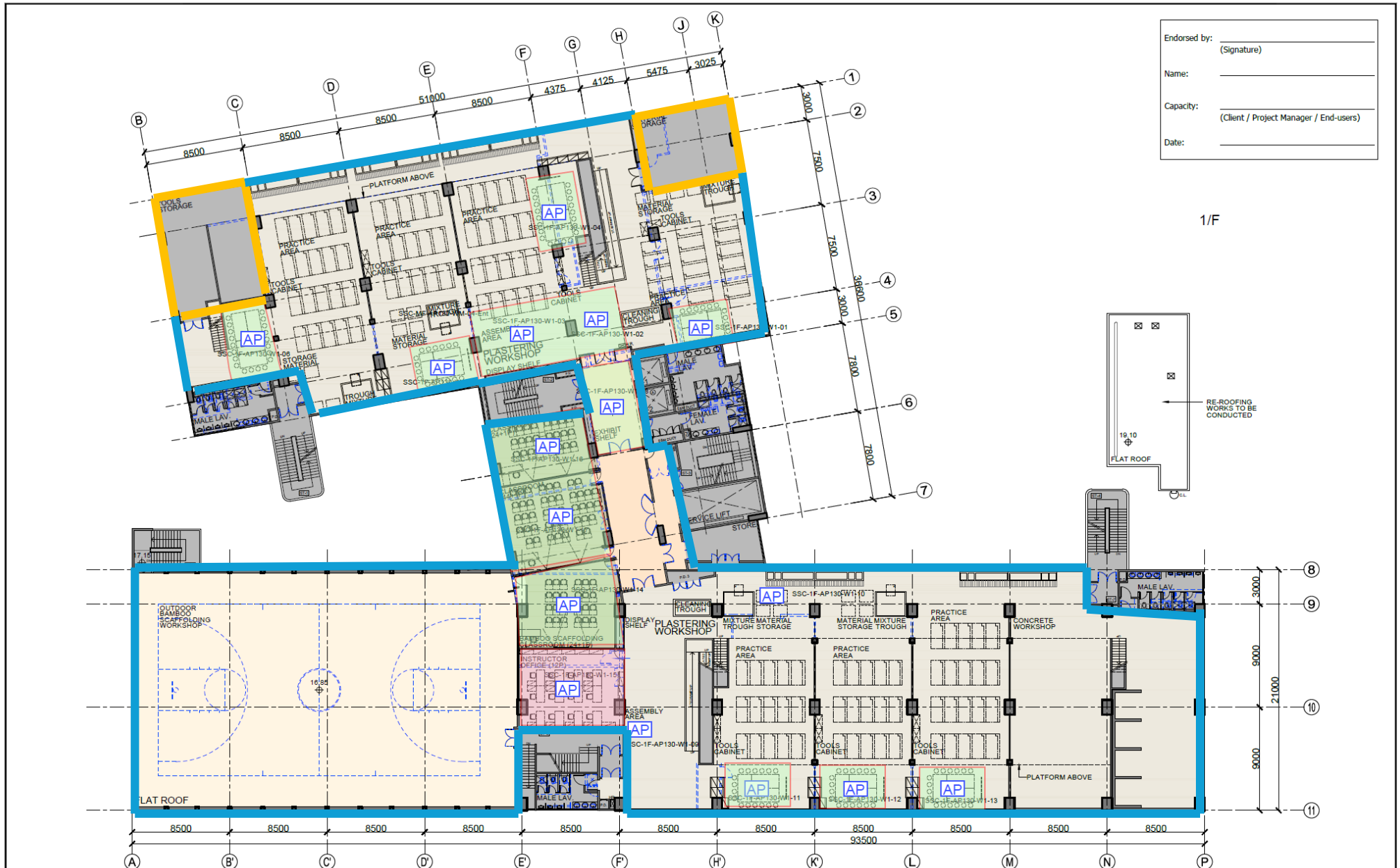
1F Floor



Normal area

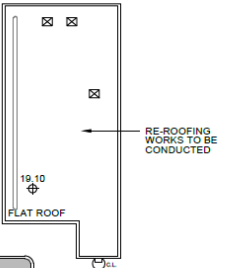


Storeroom



Endorsed by: _____
 (Signature)
 Name: _____
 Capacity: _____
 (Client / Project Manager / End-users)
 Date: _____

1/F



<p>AD+RG architecture design and research group ltd</p>	<table border="1"> <thead> <tr> <th>Rev.</th> <th>Date</th> <th>Description</th> <th>Drawn by</th> <th>Checked by</th> <th>Approved by</th> </tr> </thead> <tbody> <tr> <td>-</td> <td>12/11/2018</td> <td>Preliminary Schematic Layout</td> <td>CY</td> <td>SKH / EC</td> <td>BL</td> </tr> <tr> <td>A</td> <td>21/01/2019</td> <td>Preliminary Schematic Layout</td> <td>ON</td> <td>SKH / EC</td> <td>BL</td> </tr> <tr> <td>B</td> <td>06/02/2019</td> <td>Revised Schematic Layout</td> <td>CY</td> <td>SKH / EC</td> <td>BL</td> </tr> <tr> <td>C</td> <td>01/03/2019</td> <td>Revised Schematic Layout</td> <td>CY</td> <td>SKH / EC</td> <td>BL</td> </tr> <tr> <td>D</td> <td>17/04/2019</td> <td>Revised Schematic Layout</td> <td>CY</td> <td>SKH / EC</td> <td>BL</td> </tr> <tr> <td>E</td> <td>26/04/2019</td> <td>Revised Schematic Layout</td> <td>CY</td> <td>SKH / EC</td> <td>BL</td> </tr> </tbody> </table>	Rev.	Date	Description	Drawn by	Checked by	Approved by	-	12/11/2018	Preliminary Schematic Layout	CY	SKH / EC	BL	A	21/01/2019	Preliminary Schematic Layout	ON	SKH / EC	BL	B	06/02/2019	Revised Schematic Layout	CY	SKH / EC	BL	C	01/03/2019	Revised Schematic Layout	CY	SKH / EC	BL	D	17/04/2019	Revised Schematic Layout	CY	SKH / EC	BL	E	26/04/2019	Revised Schematic Layout	CY	SKH / EC	BL	<p>PROJECT TITLE CAMPUS ALTERATIONS, ADDITIONS, REPAIRS AND IMPROVEMENT WORKS FOR HON KONG INSTITUTE OF CONSTRUCTION, CONSTRUCTION INDUSTRY COUNCIL</p> <p>DRAWING TITLE SCHEMATIC LAYOUT PLAN - SHEUNG SHUI TRAINING CENTRE FIRST FLOOR</p>	<p>DRAWING NO. 986-SSC-G01-003 REV NO. E</p> <p>SCALE 1:300</p> <p>PROJECT REF. A986</p> <p>CAD REF. 20190514 SSC-G01.DWG</p> <p>B.D. REF. N/A FSD REF. N/A</p>	<p>OFFICE USE:</p> <ul style="list-style-type: none"> EXISTING LAYOUT TO BE DEMOLISHED NON FURNISHED AREA LOOSE FURNITURE PROPOSED LOCKER PROPOSED FULL HEIGHT CABINET SPACING REQUIREMENT <p><small>* ALL DIMENSIONS ARE IN METRES EXCEPT OTHERWISE NOTED THE OWNERSHIP OF THE COPYRIGHT IN THIS DRAWING IS RESERVED BY ARCHITECTURE DESIGN AND RESEARCH GROUP LTD UNLESS OTHERWISE STATED, ANY USE OR REPRODUCTION OF THE DRAWING OR ANY PART THEREOF CAN BE MADE</small></p>
	Rev.	Date	Description	Drawn by	Checked by	Approved by																																								
-	12/11/2018	Preliminary Schematic Layout	CY	SKH / EC	BL																																									
A	21/01/2019	Preliminary Schematic Layout	ON	SKH / EC	BL																																									
B	06/02/2019	Revised Schematic Layout	CY	SKH / EC	BL																																									
C	01/03/2019	Revised Schematic Layout	CY	SKH / EC	BL																																									
D	17/04/2019	Revised Schematic Layout	CY	SKH / EC	BL																																									
E	26/04/2019	Revised Schematic Layout	CY	SKH / EC	BL																																									

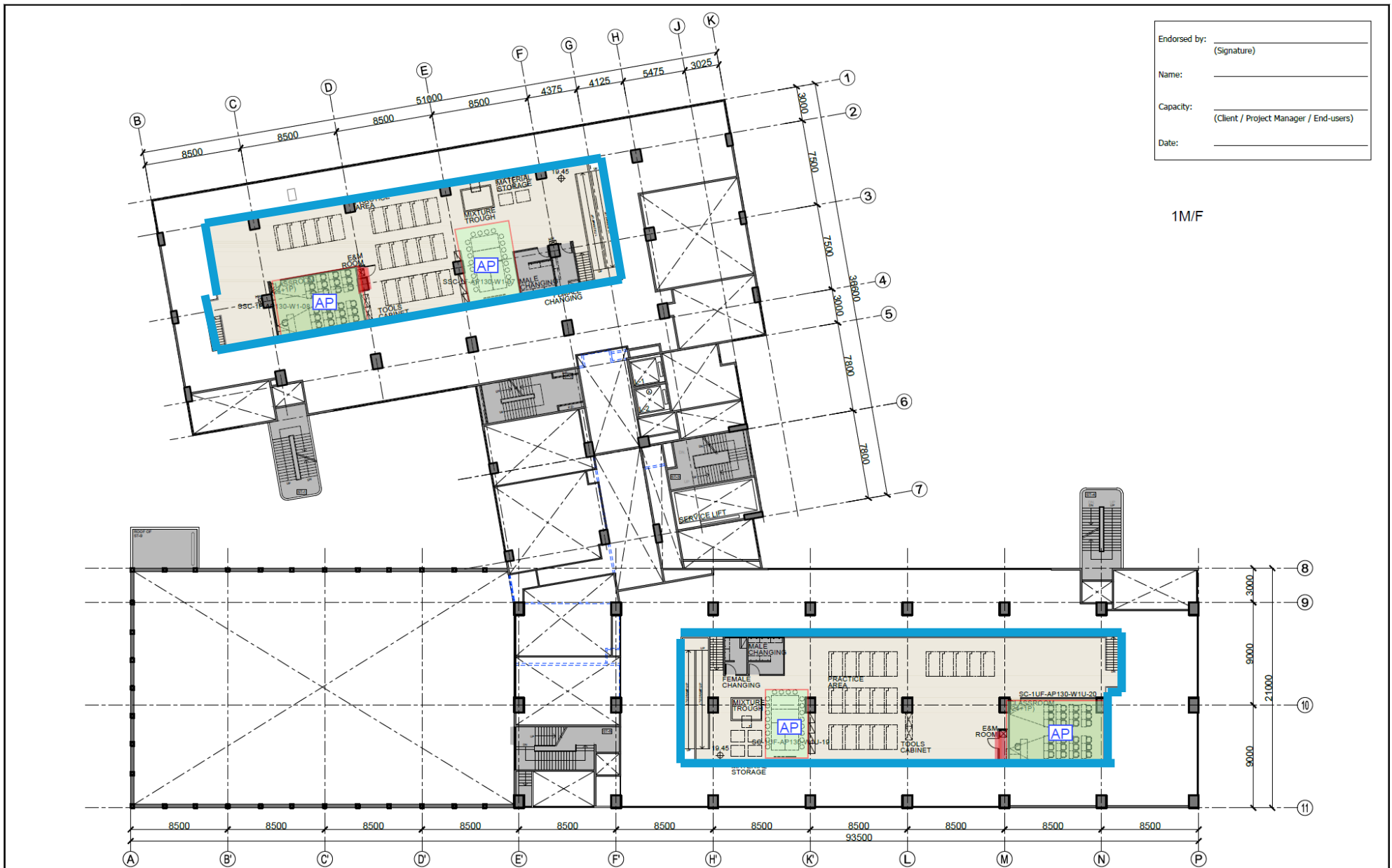
1M F Floor



Normal area



Storeroom



Endorsed by: _____
 (Signature)
 Name: _____
 Capacity: _____
 (Client / Project Manager / End-users)
 Date: _____

1M/F



Rev.	Date	Description	Drawn by	Checked by	Approved by
1	13/11/2018	Preliminary Schematic Layout	CV	SMK / EC	RL
A	21/01/2019	Preliminary Schematic Layout	ON	SMK / EC	RL
B	06/02/2019	Revised Schematic Layout	CV	SMK / EC	RL
C	01/03/2019	Revised Schematic Layout	CV	SMK / EC	RL
D	13/04/2019	Revised Schematic Layout	CV	SMK / EC	RL

PROJECT TITLE CAMPUS ALTERATIONS, ADDITIONS, REPAIRS AND IMPROVEMENT WORKS FOR HON KONG INSTITUTE OF CONSTRUCTION, CONSTRUCTION INDUSTRY COUNCIL

DRAWING TITLE SCHEMATIC LAYOUT PLAN - SHEUNG SHUI TRAINING CENTRE UPPER PART OF FIRST FLOOR

DRAWING NO. 986-SSC-G01-004 REV NO. D

SCALE 1:300

PROJECT REF. A986

CAD REF. 20190514 SSC-G01.DWG

B.D. REF. N/A FSD REF. N/A

- OFFICE USE:
- EXISTING LAYOUT TO BE DEMOLISHED
 - NON FURNISHED AREA
 - LOOSE FURNITURE
 - PROPOSED LOCKER
 - PROPOSED FULL HEIGHT CABINET
 - SPACING REQUIREMENT
- * ALL SPACING ARE IN METRE UNLESS OTHERWISE NOTED
 THE LIABILITY OF THE CONTRACTOR IN THIS DRAWING IS RESTRICTED TO ARCHITECTURE DESIGN AND RESEARCH GROUP LTD
 WHERE CONSULTANTS ARE OBTAINED BEFORE ANY USE OR REPRODUCTION OF THE DRAWING OR ANY PART THEREOF CAN BE MADE.

2F Floor



Normal area



Storeroom



Endorsed by: _____
 (Signature)

Name: _____

Capacity: _____
 (Client / Project Manager / End-users)

Date: _____

2/F



Rev.	Date	Description	Drawn by	Checked by	Approved by
-	12/11/2018	Preliminary Schematic Layout	CY	SKH / EC	BL
A	21/01/2019	Preliminary Schematic Layout	ON	SKH / EC	BL
B	06/02/2019	Revised Schematic Layout	CY	SKH / EC	BL
C	01/03/2019	Revised Schematic Layout	CY	SKH / EC	BL
D	17/04/2019	Revised Schematic Layout	CY	SKH / EC	BL
E	26/04/2019	Revised Schematic Layout	CY	SKH / EC	BL

PROJECT TITLE CAMPUS ALTERATIONS, ADDITIONS, REPAIRS AND IMPROVEMENT WORKS FOR HON KONG INSTITUTE OF CONSTRUCTION, CONSTRUCTION INDUSTRY COUNCIL

DRAWING TITLE SCHEMATIC LAYOUT PLAN - SHEUNG SHUI TRAINING CENTRE SECOND FLOOR

DRAWING NO. 986-SSC-G01-005 REV NO. E

SCALE 1:300

PROJECT REF. A986

CAD REF. 20190514 SSC-G01.DWG

B.D. REF. N/A FSD REF. N/A

- OFFICE USE:
- EXISTING LAYOUT TO BE DEMOLISHED
 - NON FURNISHED AREA
 - LOOSE FURNITURE
 - PROPOSED LOCKER
 - PROPOSED FULL HEIGHT CABINET
 - SPACING REQUIREMENT
- ALL DIMENSIONS ARE IN MILLIMETRES EXCEPT OTHERWISE NOTED
 THE OWNER OF THE COPYRIGHT IN THIS DRAWING IS REFERRED BY ARCHITECTURE DESIGN AND RESEARCH GROUP LTD
 WRITING CONSENT MUST BE OBTAINED BEFORE ANY USE OR REPRODUCTION OF THE DRAWING OR ANY PART THEREOF CAN BE MADE.

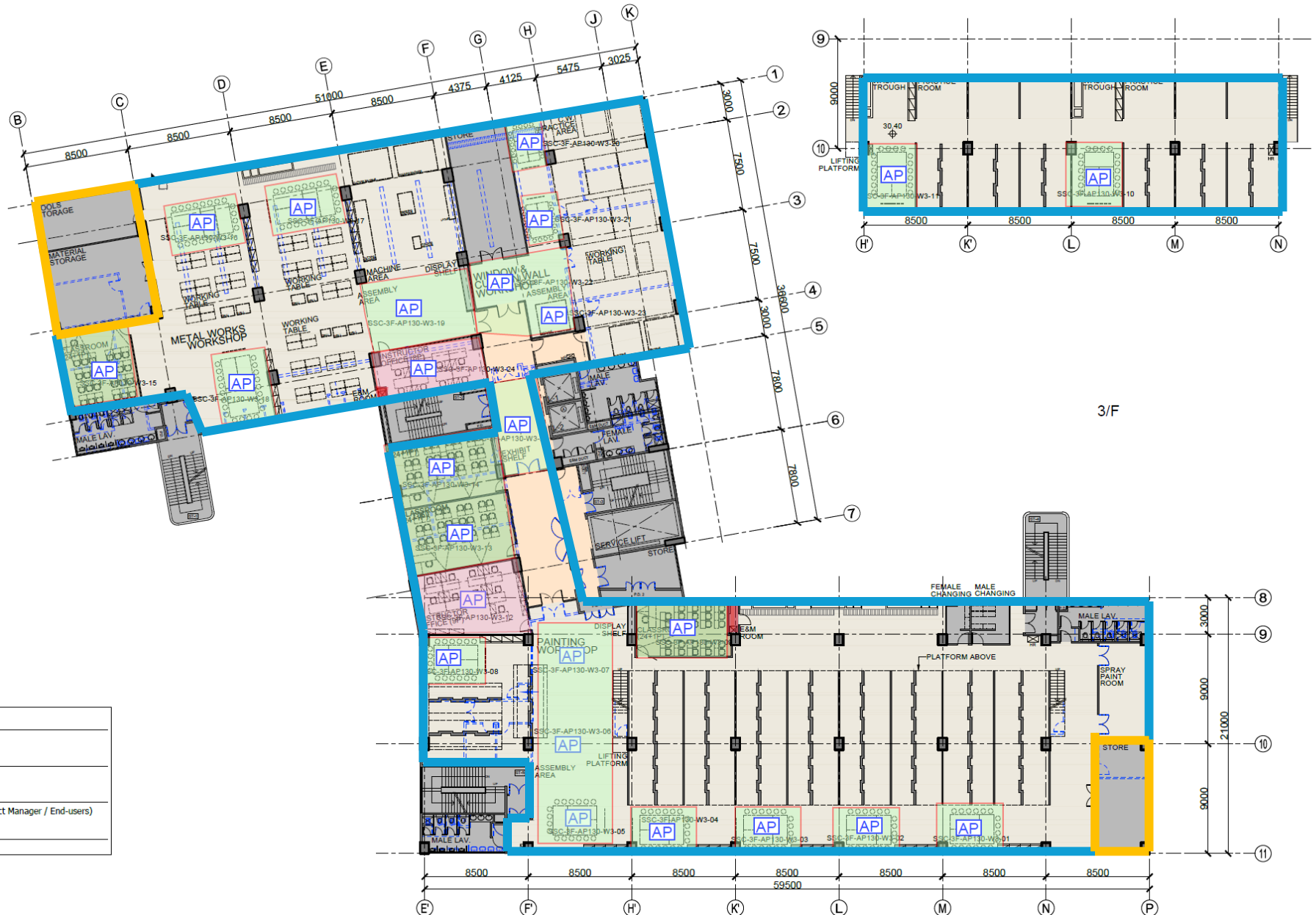
3F Floor



Normal area



Storeroom



Endorsed by: _____
 (Signature)

Name: _____

Capacity: _____
 (Client / Project Manager / End-users)

Date: _____



Rev.	Date	Description	Drawn by	Checked by	Approved by
-	12/1/2018	Preliminary Schematic Layout	CY	SKH / RC	RL
A	21/01/2019	Preliminary Schematic Layout	ON	SKH / RC	RL
B	08/02/2019	Revised Schematic Layout	CY	SKH / RC	RL
C	01/02/2019	Revised Schematic Layout	CY	SKH / RC	RL
D	17/04/2019	Revised Schematic Layout	CY	SKH / RC	RL
E	26/04/2019	Revised Schematic Layout	CY	SKH / RC	RL

PROJECT TITLE CAMPUS ALTERATIONS, ADDITIONS, REPAIRS AND IMPROVEMENT WORKS FOR HON KONG INSTITUTE OF CONSTRUCTION, CONSTRUCTION INDUSTRY COUNCIL

DRAWING TITLE SCHEMATIC LAYOUT PLAN - SHEUNG SHUI TRAINING CENTRE THIRD FLOOR

DRAWING NO. 986-SSC-G01-006 REV NO. E

SCALE 1:300

PROJECT REF. A986

CAD REF. 20190514 SSC-G01.DWG

B.D. REF. N/A PSD REF. N/A

OFFICE USE:

- EXISTING LAYOUT TO BE DEMOLISHED
- NON FURNISHED AREA
- LOOSE FURNITURE
- PROPOSED LOCKER
- PROPOSED FULL HEIGHT CABINET

SPACING REQUIREMENT

* ALL DIMENSIONS ARE IN METRE UNLESS OTHERWISE NOTED
 THE OWNERSHIP OF THE COPYRIGHT IN THIS DRAWING IS RETAINED BY ARCHITECTURE DESIGN AND RESEARCH GROUP LTD
 UNLESS OTHERWISE NOTED OTHERWISE NOTED

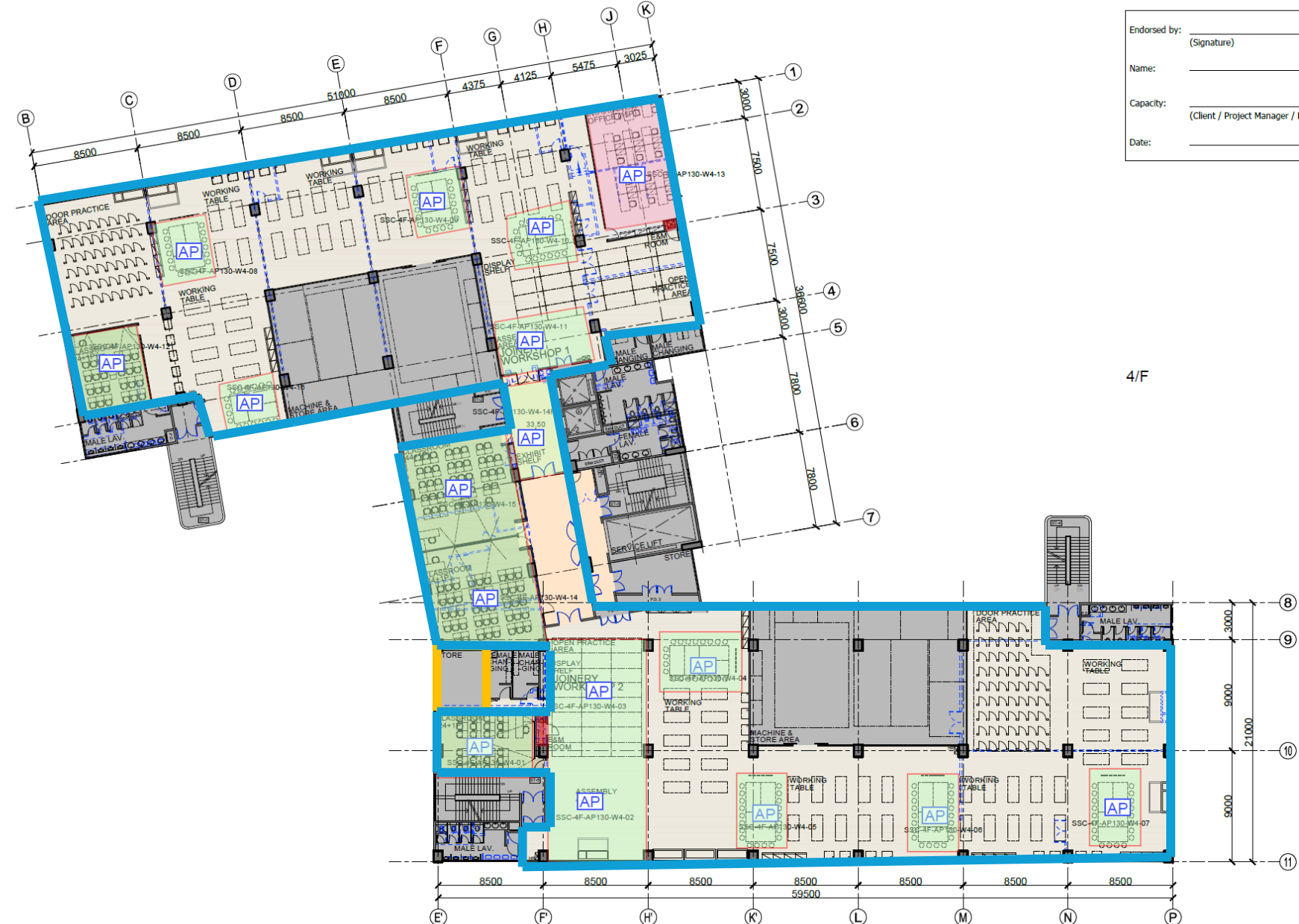
4F Floor



Normal area



Storeroom



Endorsed by: _____
(Signature)

Name: _____

Capacity: _____
(Client / Project Manager / End-users)

Date: _____

4/F



Rev.	Date	Description	Drawn by	Checked by	Approved by
-	12/11/2018	Preliminary Schematic Layout	CY	SKY / EC	BL
A	24/01/2019	Preliminary Schematic Layout	DN	SKY / EC	BL
B	06/02/2019	Revised Schematic Layout	CY	SKY / EC	BL
C	01/02/2019	Revised Schematic Layout	CY	SKY / EC	BL
D	17/04/2019	Revised Schematic Layout	CY	SKY / EC	BL
E	20/04/2019	Revised Schematic Layout	CY	SKY / EC	BL

PROJECT TITLE CAMPUS ALTERATIONS, ADDITIONS, REPAIRS AND IMPROVEMENT WORKS FOR HON KONG INSTITUTE OF CONSTRUCTION, CONSTRUCTION INDUSTRY COUNCIL

DRAWING TITLE SCHEMATIC LAYOUT PLAN - SHEUNG SHUI TRAINING CENTRE FOURTH FLOOR

DRAWING NO. 986-SSC-G01-007 REV NO. E

SCALE 1:300

PROJECT REF. A996

CAD REF. 20190514 SSC-G01.DWG

B.D. REF. N/A FSD REF. N/A

- OFFICE USE:
- EXISTING LAYOUT TO BE DEMOLISHED
 - NON FURNISHED AREA
 - LOOSE FURNITURE
 - PROPOSED LOCKER
 - PROPOSED FULL HEIGHT CABINET
 - SPACING REQUIREMENT
- * ALL DIMENSIONS ARE IN MILLIMETRES EXCEPT OTHERWISE NOTED
THE OWNERSHIP OF THE COPYRIGHT IN THIS DRAWING IS RETAINED BY ARCHITECTURE DESIGN AND RESEARCH GROUP LTD. WRITING CONSENT MUST BE OBTAINED BEFORE ANY USE OR REPRODUCTION OF THE DRAWING OR ANY PART THEREOF CAN BE MADE.

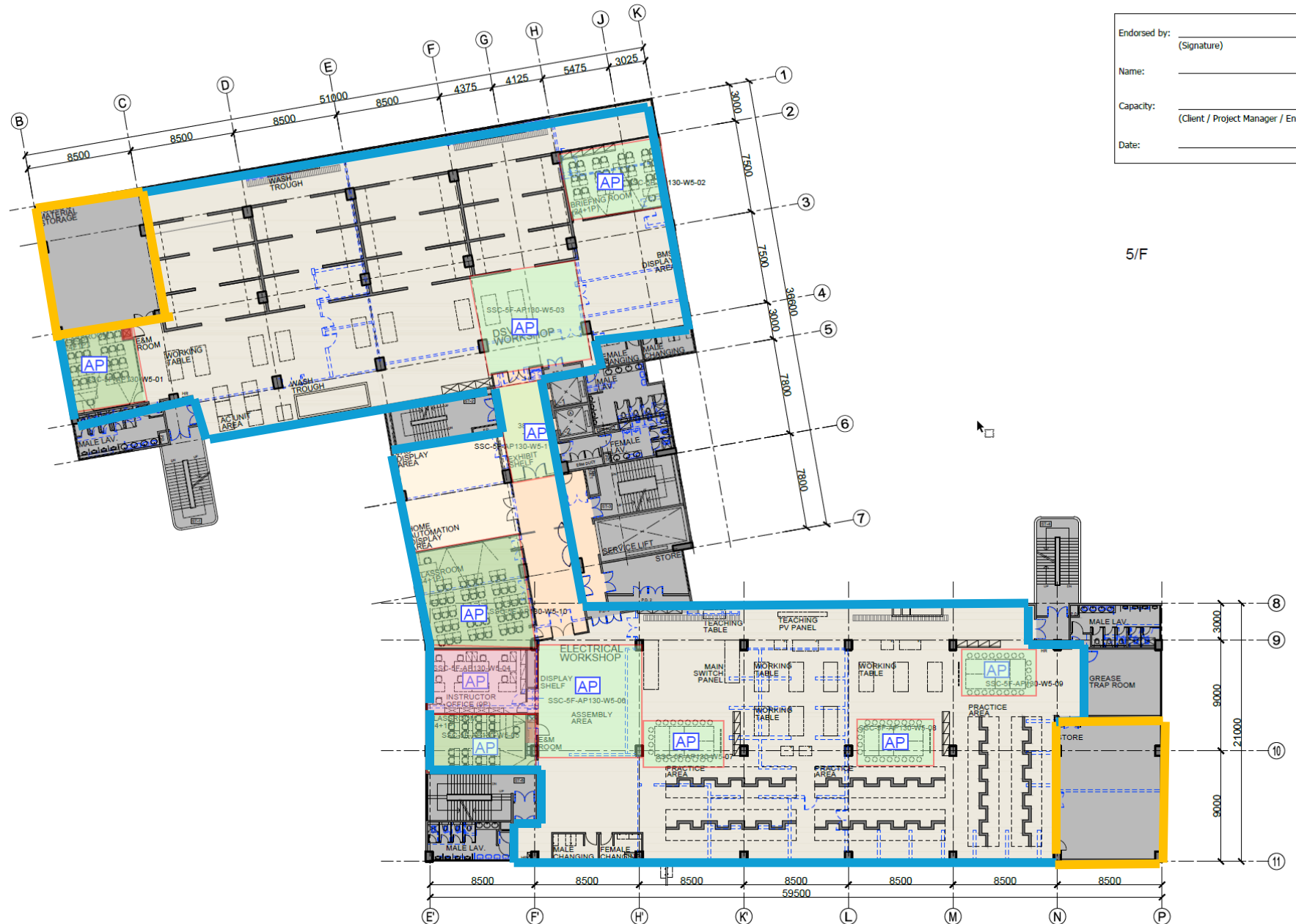
5F Floor



Normal area



Storeroom



Endorsed by: _____
 (Signature)
 Name: _____
 Capacity: _____
 (Client / Project Manager / End-users)
 Date: _____

5/F



Rev.	Date	Description	Drawn by	Checked by	Approved by
-	12/11/2018	Preliminary Schematic Layout	CY	SKY / EC	BL
A	22/01/2019	Preliminary Schematic Layout	ON	SKY / EC	BL
B	08/02/2019	Revised Schematic Layout	CY	SKY / EC	BL
C	01/03/2019	Revised Schematic Layout	CY	SKY / EC	BL
D	17/04/2019	Revised Schematic Layout	CY	SKY / EC	BL
E	20/04/2019	Revised Schematic Layout	CY	SKY / EC	BL

PROJECT TITLE CAMPUS ALTERATIONS, ADDITIONS, REPAIRS AND IMPROVEMENT WORKS FOR HON KONG INSTITUTE OF CONSTRUCTION, CONSTRUCTION INDUSTRY COUNCIL

DRAWING TITLE SCHEMATIC LAYOUT PLAN - SHEUNG SHUI TRAINING CENTRE FIFTH FLOOR

DRAWING NO. 986-SSC-G01-008 REV NO. E
 SCALE 1:300
 PROJECT REF. A986

CAD REF. 20190514 SSC-G01.DWG
 B.D. REF. N/A FSD REF. N/A

OFFICE USE:

 EXISTING LAYOUT TO BE DEMOLISHED
 NON FURNISHED AREA
 LOOSE FURNITURE
 PROPOSED LOCKER
 PROPOSED FULL HEIGHT CABINET
 SPACING REQUIREMENT
* ALL DIMENSIONS ARE IN MILLIMETRE EXCEPT OTHERWISE NOTED
 THE OWNERSHIP OF THE COPYRIGHT IN THIS DRAWING IS RETAINED BY ARCHITECTURE DESIGN AND RESEARCH GROUP LTD
 WHOSE CONSENT MUST BE OBTAINED BEFORE ANY USE OR REPRODUCTION OF THE DRAWING OR ANY PART THEREOF CAN BE MADE.

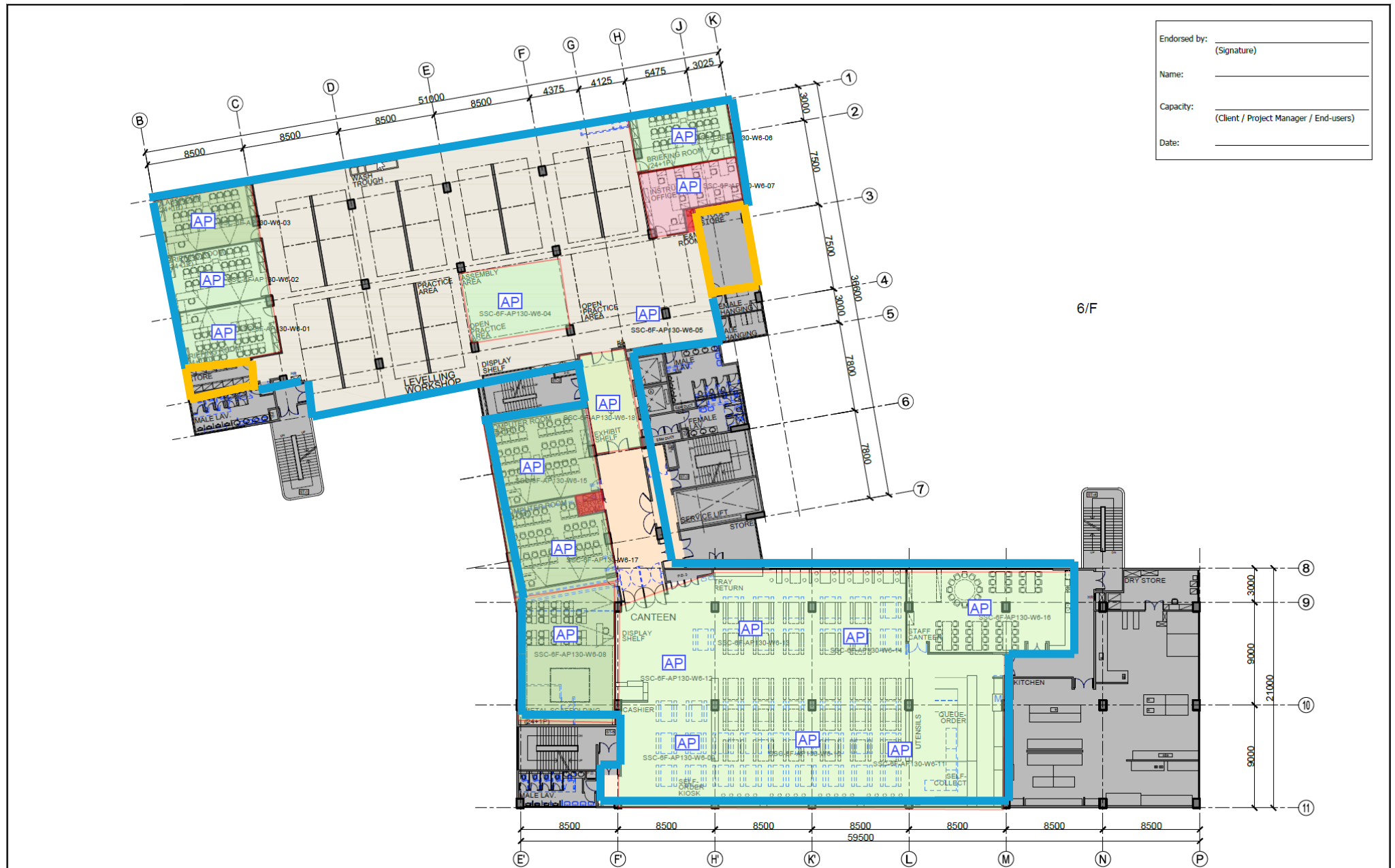
6F Floor



Normal area



Storeroom



Endorsed by: _____
(Signature)

Name: _____

Capacity: _____
(Client / Project Manager / End-users)

Date: _____



Rev.	Date	Description	Drawn by	Checked by	Approved by
-	12/11/2018	Preliminary Schematic Layout	CY	SNH / EC	RL
A	21/01/2019	Preliminary Schematic Layout	CY	SNH / EC	RL
B	06/02/2019	Revised Schematic Layout	CY	SNH / EC	RL
C	01/03/2019	Revised Schematic Layout	CY	SNH / EC	RL
D	17/04/2019	Revised Schematic Layout	CY	SNH / EC	RL
E	29/04/2019	Revised Schematic Layout	CY	SNH / EC	RL

PROJECT TITLE CAMPUS ALTERATIONS, ADDITIONS, REPAIRS AND IMPROVEMENT WORKS FOR HONG KONG INSTITUTE OF CONSTRUCTION, CONSTRUCTION INDUSTRY COUNCIL

DRAWING TITLE SCHEMATIC LAYOUT PLAN - SHEUNG SHUI TRAINING CENTRE SIXTH FLOOR

DRAWING NO. 986-SSC-G01-009 REV NO. E

SCALE 1:300

PROJECT REF. A986

CAD REF. 20190514 SSC-G01.DWG

B.D. REF. N/A FSD REF. N/A

- OFFICE USE:
- EXISTING LAYOUT TO BE DEMOLISHED
 - NON FURNISHED AREA
 - LOOSE FURNITURE
 - PROPOSED LOCKER
 - PROPOSED FULL HEIGHT CABINET
 - SPACING REQUIREMENT
- * ALL DIMENSIONS ARE IN MILLIMETRE EXCEPT OTHERWISE NOTED
THE OWNERSHIP OF THE CONTENT IN THIS DRAWING IS RETAINED BY ARCHITECTURE DESIGN AND RESEARCH GROUP LTD. NO OTHER PARTY MUST BE DERIVED BEFORE ANY USE OR REPRODUCTION OF THE QUALITY OR ANY PART THEREOF CAN BE MADE.

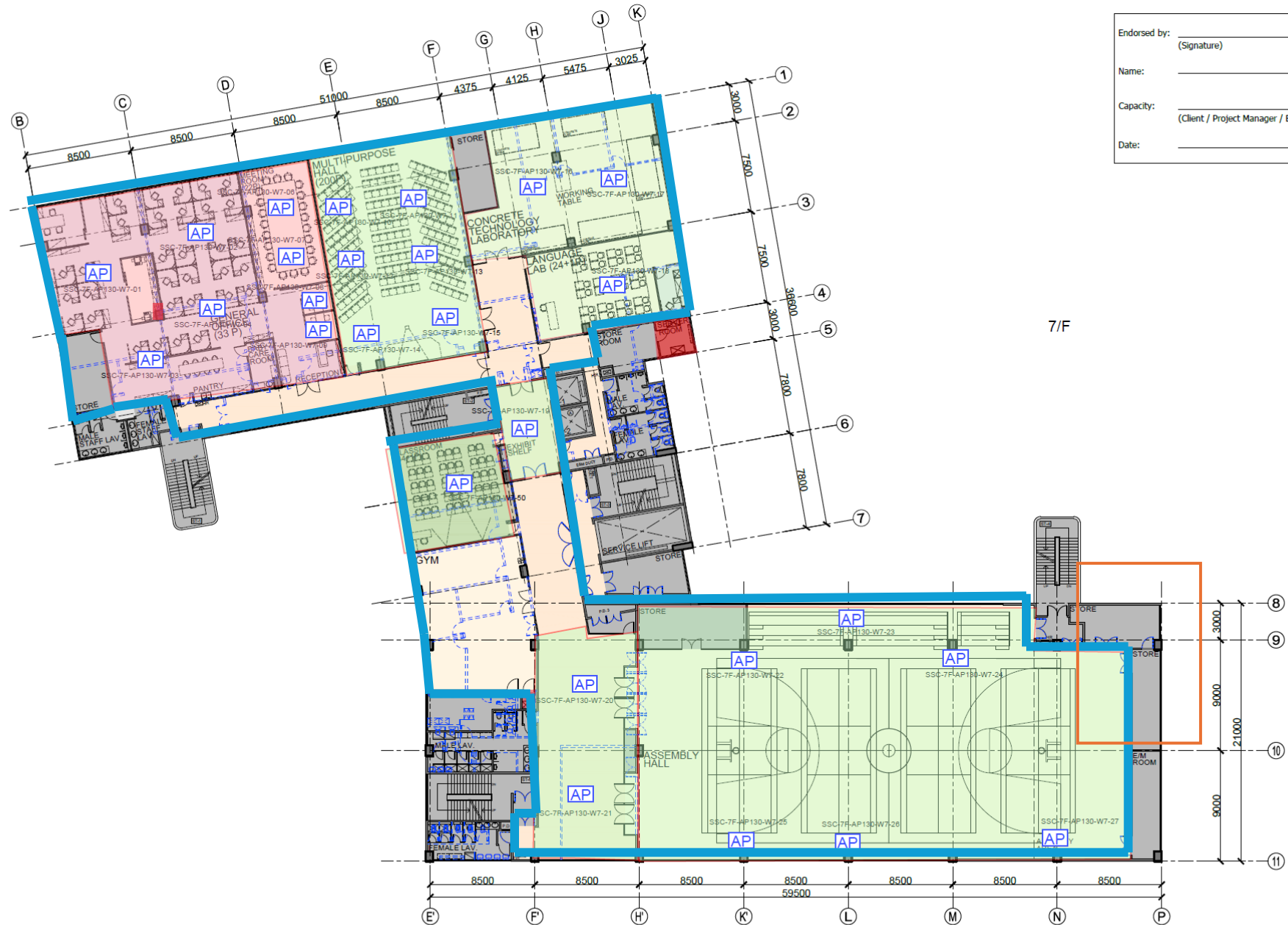
7F Floor



Normal area



Storeroom



Endorsed by: _____
 (Signature)

Name: _____

Capacity: _____
 (Client / Project Manager / End-users)

Date: _____

7/F



Rev.	Date	Description	Drawn by	Checked by	Approved by
1	12/11/2018	Preliminary Schematic Layout	CY	SHK / EC	BL
A	21/01/2019	Preliminary Schematic Layout	ON	SHK / EC	BL
B	06/02/2019	Revised Schematic Layout	CY	SHK / EC	BL
C	01/03/2019	Revised Schematic Layout	CY	SHK / EC	BL
D	20/04/2019	Revised Schematic Layout	CY	SHK / EC	BL
E	14/05/2019	Revised Schematic Layout	CY	SHK / EC	BL

PROJECT TITLE CAMPUS ALTERATIONS, ADDITIONS, REPAIRS AND IMPROVEMENT WORKS FOR HON KONG INSTITUTE OF CONSTRUCTION, CONSTRUCTION INDUSTRY COUNCIL

DRAWING TITLE SCHEMATIC LAYOUT PLAN - SHEUNG SHUI TRAINING CENTRE SEVENTH FLOOR

DRAWING NO. 986-SSC-G01-010 REV NO. E

SCALE 1:300

PROJECT REF. A986

CAD REF. 20190514 SSC-G01.DWG

B.D. REF. N/A FSD REF. N/A

- OFFICE USE:
- EXISTING LAYOUT TO BE DEMOLISHED
 - NON FURNISHED AREA
 - LOOSE FURNITURE
 - PROPOSED LOCKER
 - PROPOSED FULL HEIGHT CABINET
 - SPACING REQUIREMENT
- * ALL DIMENSIONS ARE IN MILLIMETRE EXCEPT OTHERWISE NOTED
 THE OWNERSHIP OF THE COPYRIGHT IN THIS DRAWING IS RESERVED BY ARCHITECTURE DESIGN AND RESEARCH GROUP LTD
 NOISE CHECK MUST BE OBTAINED BEFORE ANY USE OR REPRODUCTION OF THE DRAWING OR ANY PART THEREOF CAN BE MADE.

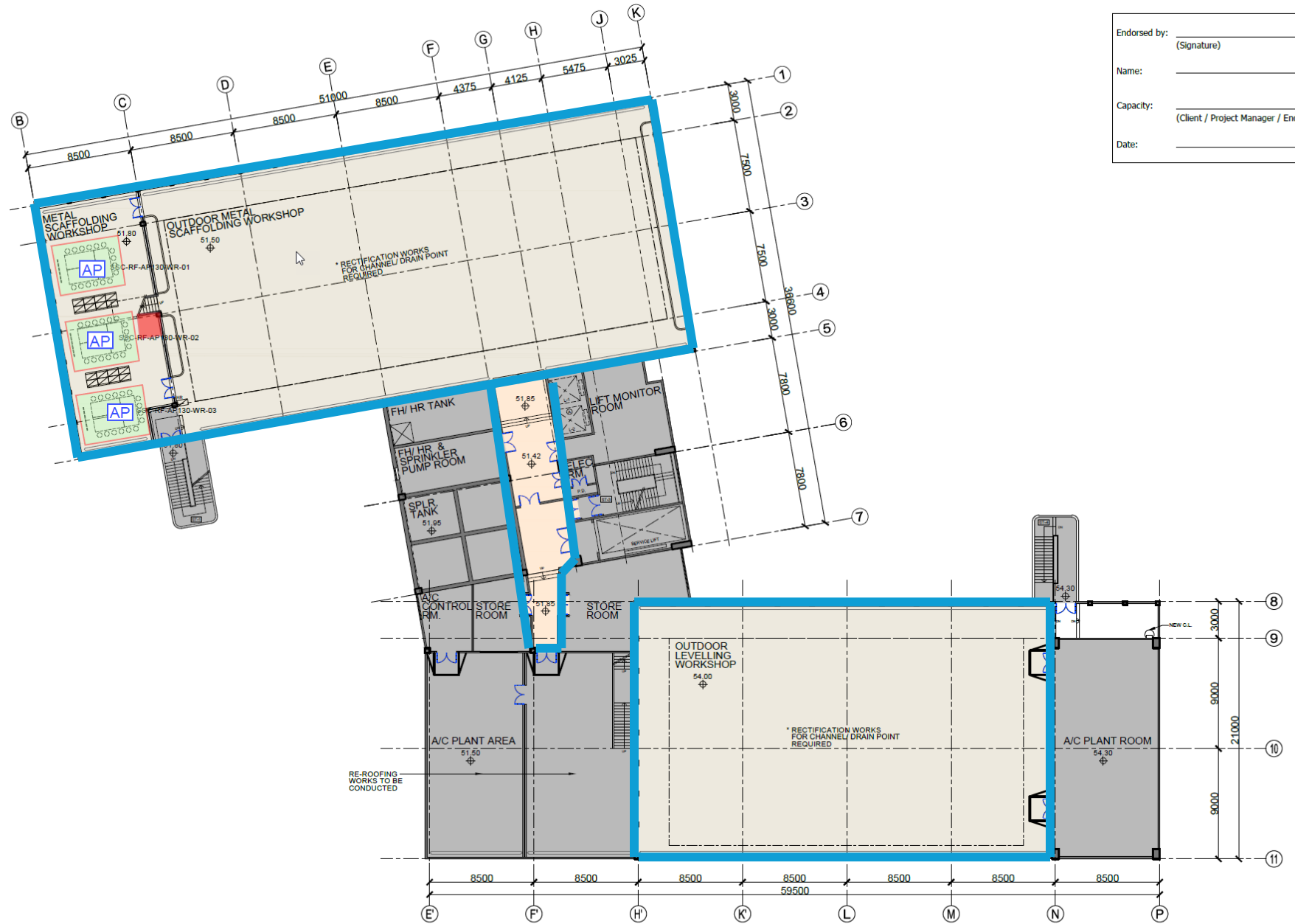
8F Floor



Normal area



Storeroom



Endorsed by: _____
 (Signature)

Name: _____

Capacity: _____
 (Client / Project Manager / End-users)

Date: _____



Rev.	Date	Description	Drawn by	Checked by	Approved by
-	12/11/2018	Preliminary Schematic Layout	CY	SKH / EC	RL
A	21/01/2019	Preliminary Schematic Layout	CH	SKH / EC	RL
B	08/02/2019	Revised Schematic Layout	CY	SKH / EC	RL
C	02/03/2019	Revised Schematic Layout	CY	SKH / EC	RL
D	17/04/2019	Revised Schematic Layout	CY	SKH / EC	RL
E	26/04/2019	Revised Schematic Layout	CY	SKH / EC	RL

PROJECT TITLE CAMPUS ALTERATIONS, ADDITIONS, REPAIRS AND IMPROVEMENT WORKS FOR HON KONG INSTITUTE OF CONSTRUCTION, CONSTRUCTION INDUSTRY COUNCIL

DRAWING TITLE SCHEMATIC LAYOUT PLAN - SHEUNG SHUI TRAINING CENTRE EIGHTH FLOOR

DRAWING NO. 986-SSC-G01-011 REV NO. E

SCALE 1:300

PROJECT REF. A986

CAD REF. 20190514 SSC-G01.DWG

B.D. REF. N/A FSD REF. N/A

OFFICE USE:

- EXISTING LAYOUT TO BE DEMOLISHED
- NON FURNISHED AREA
- PROPOSED LOCKER
- PROPOSED FULL HEIGHT CABINET
- SPACING REQUIREMENT

* ALL DIMENSIONS ARE IN MILLIMETRE EXCEPT OTHERWISE NOTED
 THE DESIGNER OR THE CONTRACTOR IN THIS DRAWING IS NOT RESPONSIBLE FOR ANY DESIGN OR CONSTRUCTION OF ANY PART THEREOF THAT IS NOT SHOWN ON THIS DRAWING.

Wi-Fi Signal Coverage Requirement (KBC_Coverage Requirement.pptx)

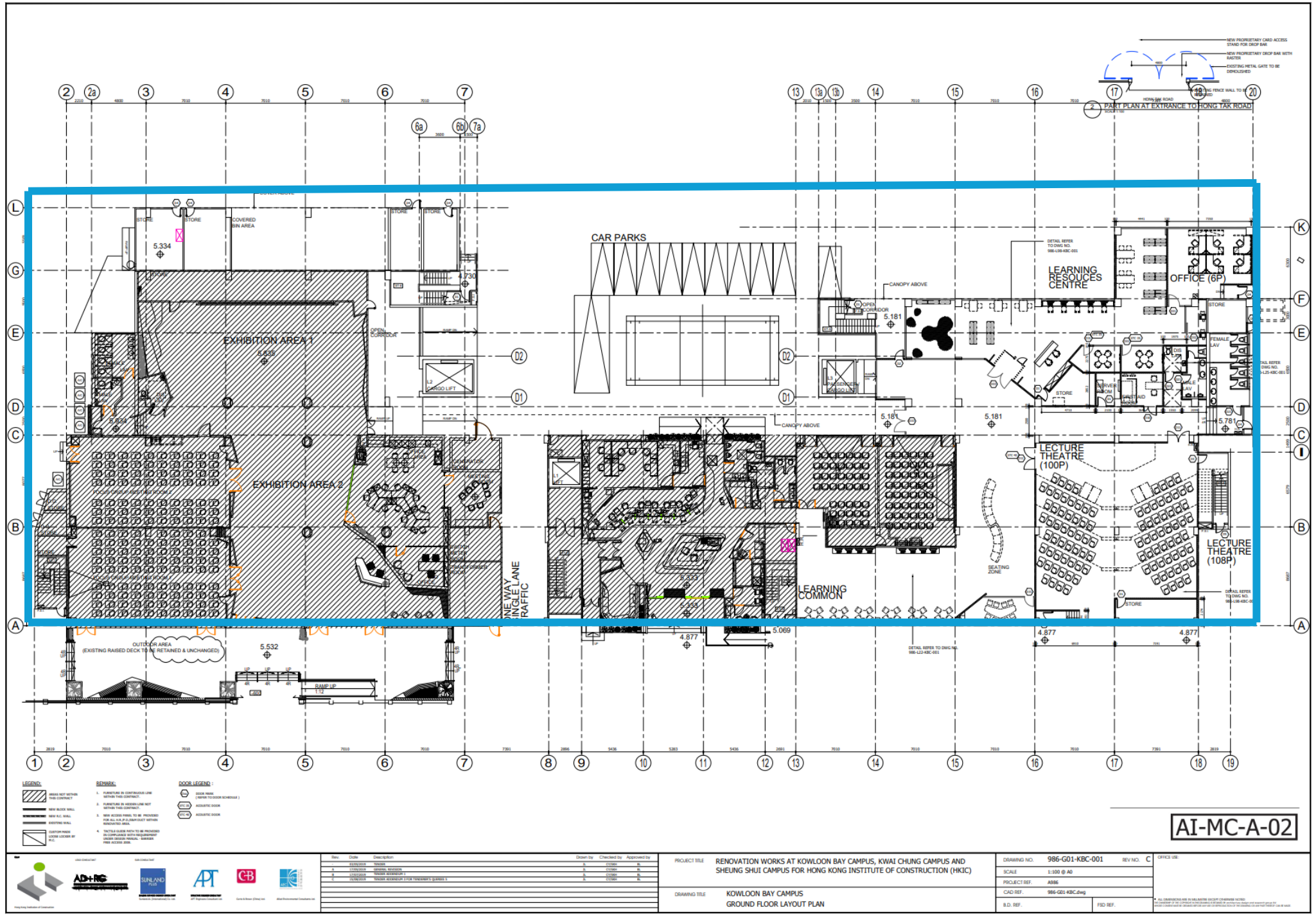
GF Floor



Normal area



Storeroom



- LEGEND:**
- AREAS NOT WITHIN THE CONTRACT
 - NEW BLOCK WALL
 - NEW WALL
 - EXISTING WALL
 - CURTAIN WALL
 - GLASS WALL
- REMARK:**
- SUBSTITUTE BY CONSTRUCTION LINE WITHIN THE CONTRACT
 - SUBSTITUTE BY DOTTED LINE WITHIN THE CONTRACT
 - NEW ACCESS PANEL TO BE PROVIDED FOR ALL W.P. IN PLANT ROOM WITHIN THE CONTRACT
 - DETAILS SHALL TO BE PROVIDED IN CONSULTATION WITH ENGINEERING AS COMPARED WITH REQUIREMENT FROM ACCESSIBLE DESIGN
- DOOR LEGEND:**
- GLASS DOOR
 - GLASS DOOR (SLIDING)
 - GLASS DOOR (SLIDING)
 - GLASS DOOR
 - GLASS DOOR

AI-MC-A-02



No.	Code	Description	Drawn by	Checked by	Approved by
1	1000	CONSTRUCTION			
2	1001	CONSTRUCTION			
3	1002	CONSTRUCTION			
4	1003	CONSTRUCTION			

PROJECT TITLE: RENOVATION WORKS AT KOWLOON BAY CAMPUS, KWAI CHUNG CAMPUS AND SHEUNG SHUI CAMPUS FOR HONG KONG INSTITUTE OF CONSTRUCTION (HKIC)

DRAWING TITLE: KOWLOON BAY CAMPUS GROUND FLOOR LAYOUT PLAN

DRAWING NO.: 986-G01-KBC-001 **REV. NO.:** C **OFFICE USE:**

SCALE: 1:100 @ A0

PROJECT REF.: A886

CAD REF.: 986-G01-KBC.dwg

B.D. REF.: **FSO REF.:**

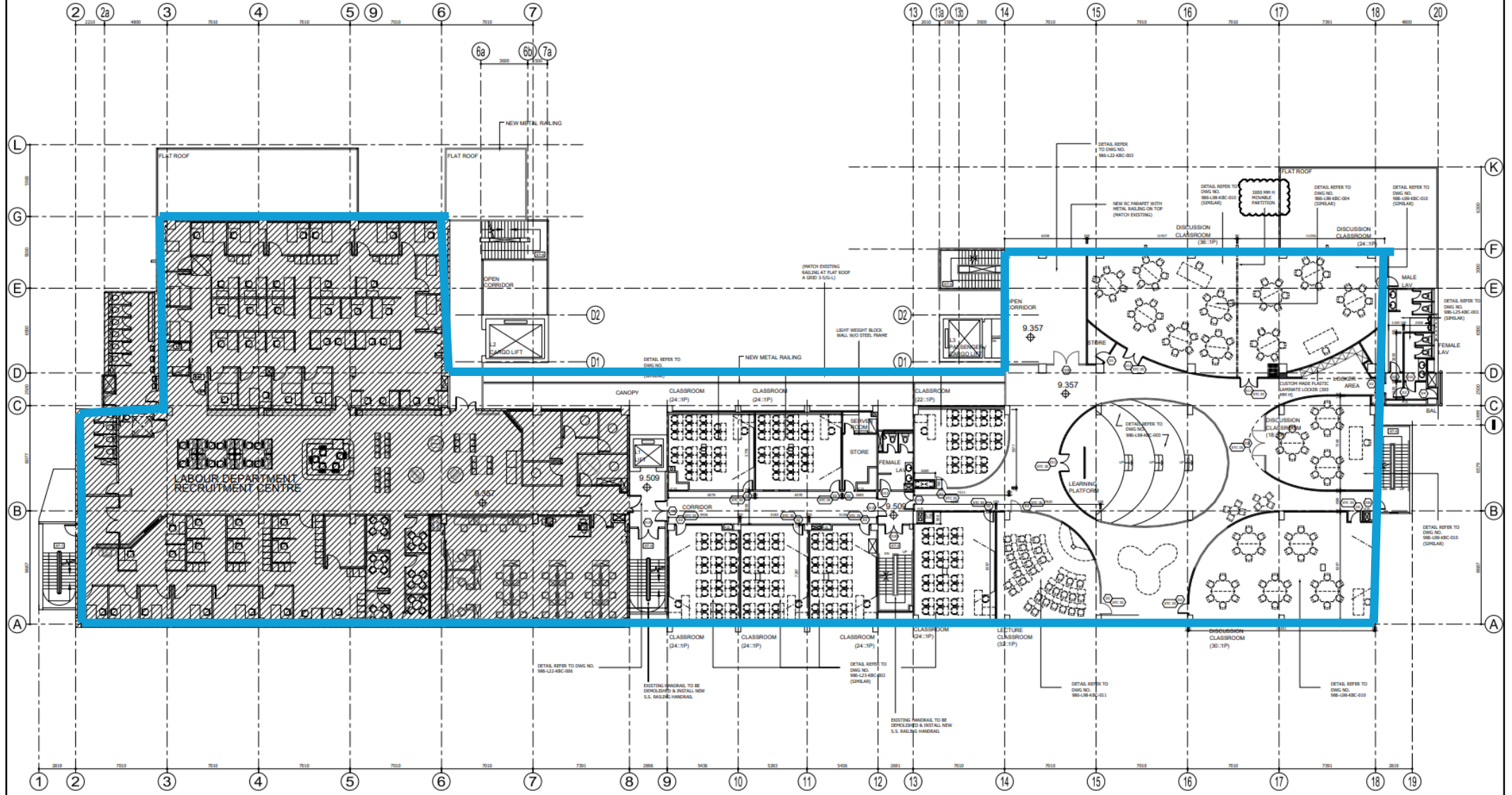
1F Floor



Normal area



Storeroom



LEGEND	REMARK	DOOR LEGEND
	1. WORK AREA TO BE COMPLETED BY CONTRACTOR	
	2. NEW BLACK WALL	
	3. NEW A.C. WALL	
	4. EXISTING WALL	
	5. GLASS WALL	
	6. GLASS WALL TO BE REINFORCED BY CONTRACTOR WITH POLYCARBONATE SHEET	
	7. GLASS WALL TO BE REINFORCED BY CONTRACTOR WITH POLYCARBONATE SHEET	
	8. GLASS WALL TO BE REINFORCED BY CONTRACTOR WITH POLYCARBONATE SHEET	
	9. GLASS WALL TO BE REINFORCED BY CONTRACTOR WITH POLYCARBONATE SHEET	
	10. GLASS WALL TO BE REINFORCED BY CONTRACTOR WITH POLYCARBONATE SHEET	
	11. GLASS WALL TO BE REINFORCED BY CONTRACTOR WITH POLYCARBONATE SHEET	
	12. GLASS WALL TO BE REINFORCED BY CONTRACTOR WITH POLYCARBONATE SHEET	
	13. GLASS WALL TO BE REINFORCED BY CONTRACTOR WITH POLYCARBONATE SHEET	
	14. GLASS WALL TO BE REINFORCED BY CONTRACTOR WITH POLYCARBONATE SHEET	
	15. GLASS WALL TO BE REINFORCED BY CONTRACTOR WITH POLYCARBONATE SHEET	
	16. GLASS WALL TO BE REINFORCED BY CONTRACTOR WITH POLYCARBONATE SHEET	
	17. GLASS WALL TO BE REINFORCED BY CONTRACTOR WITH POLYCARBONATE SHEET	
	18. GLASS WALL TO BE REINFORCED BY CONTRACTOR WITH POLYCARBONATE SHEET	
	19. GLASS WALL TO BE REINFORCED BY CONTRACTOR WITH POLYCARBONATE SHEET	
	20. GLASS WALL TO BE REINFORCED BY CONTRACTOR WITH POLYCARBONATE SHEET	

AI-MC-A-02

	<table border="1"> <thead> <tr> <th>Rev.</th> <th>Date</th> <th>Description</th> <th>Drawn by</th> <th>Checked by</th> <th>Approved by</th> </tr> </thead> <tbody> <tr> <td>1</td> <td>2024-03-01</td> <td>ISSUE FOR PERMIT</td> <td>A</td> <td>E</td> <td>B</td> </tr> <tr> <td>2</td> <td>2024-03-15</td> <td>REVISED PERMIT</td> <td>A</td> <td>E</td> <td>B</td> </tr> <tr> <td>3</td> <td>2024-03-20</td> <td>REVISED PERMIT</td> <td>A</td> <td>E</td> <td>B</td> </tr> </tbody> </table>	Rev.	Date	Description	Drawn by	Checked by	Approved by	1	2024-03-01	ISSUE FOR PERMIT	A	E	B	2	2024-03-15	REVISED PERMIT	A	E	B	3	2024-03-20	REVISED PERMIT	A	E	B	<table border="1"> <tr> <td>PROJECT TITLE</td> <td>RENOVATION WORKS AT KOWLOON BAY CAMPUS, KWAI CHUNG CAMPUS AND SHEUNG SHUI CAMPUS FOR HONG KONG INSTITUTE OF CONSTRUCTION (HKIC)</td> <td>DRAWING NO.</td> <td>986-G01-KBC-002</td> <td>REV. NO.</td> <td>B</td> <td>OFFICE USE</td> </tr> <tr> <td>DRAWING TITLE</td> <td>KOWLOON BAY CAMPUS FIRST FLOOR LAYOUT PLAN</td> <td>SCALE</td> <td>1:100 @ A0</td> <td>PROJECT REF.</td> <td>A086</td> <td></td> </tr> <tr> <td></td> <td></td> <td>CAD REF.</td> <td>986-G01-KBC.dwg</td> <td>B.D. REF.</td> <td></td> <td>FID. REF.</td> </tr> </table>	PROJECT TITLE	RENOVATION WORKS AT KOWLOON BAY CAMPUS, KWAI CHUNG CAMPUS AND SHEUNG SHUI CAMPUS FOR HONG KONG INSTITUTE OF CONSTRUCTION (HKIC)	DRAWING NO.	986-G01-KBC-002	REV. NO.	B	OFFICE USE	DRAWING TITLE	KOWLOON BAY CAMPUS FIRST FLOOR LAYOUT PLAN	SCALE	1:100 @ A0	PROJECT REF.	A086				CAD REF.	986-G01-KBC.dwg	B.D. REF.		FID. REF.
	Rev.	Date	Description	Drawn by	Checked by	Approved by																																									
1	2024-03-01	ISSUE FOR PERMIT	A	E	B																																										
2	2024-03-15	REVISED PERMIT	A	E	B																																										
3	2024-03-20	REVISED PERMIT	A	E	B																																										
PROJECT TITLE	RENOVATION WORKS AT KOWLOON BAY CAMPUS, KWAI CHUNG CAMPUS AND SHEUNG SHUI CAMPUS FOR HONG KONG INSTITUTE OF CONSTRUCTION (HKIC)	DRAWING NO.	986-G01-KBC-002	REV. NO.	B	OFFICE USE																																									
DRAWING TITLE	KOWLOON BAY CAMPUS FIRST FLOOR LAYOUT PLAN	SCALE	1:100 @ A0	PROJECT REF.	A086																																										
		CAD REF.	986-G01-KBC.dwg	B.D. REF.		FID. REF.																																									
<p><small>ALL DIMENSIONS ARE IN MILLIMETERS UNLESS OTHERWISE NOTED. UNLESS OTHERWISE SPECIFIED, ALL DIMENSIONS ARE TO FACE UNLESS INDICATED OTHERWISE.</small></p>																																															

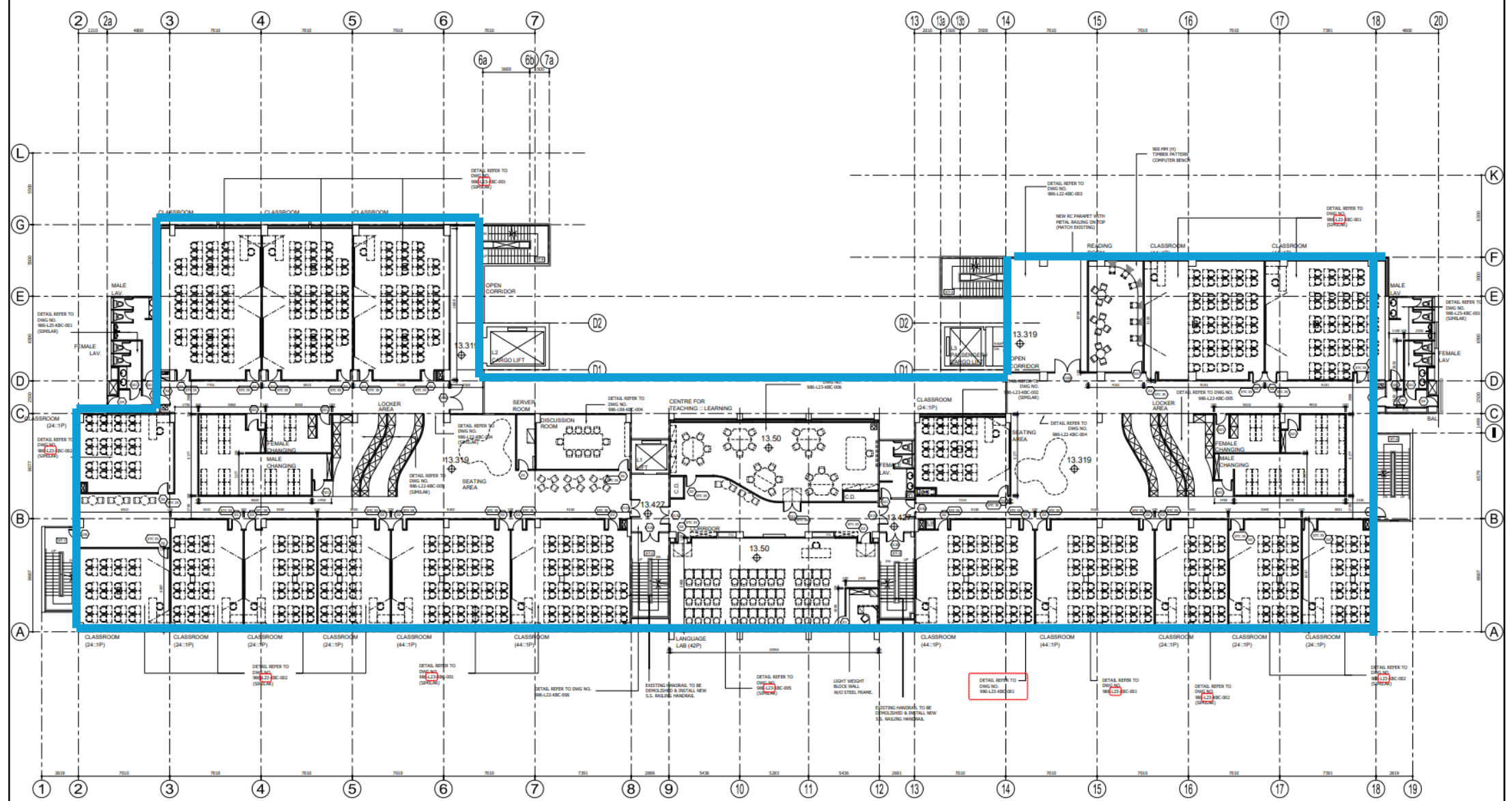
2F Floor



Normal area



Storeroom



- LEGEND:**
- Area not within this contract
 - New block wall
 - New P.C. wall
 - Existing wall
 - Custom made
- REMARK:**
- Furniture in corridor line within this contract
 - Furniture in hallway line not within this contract
 - New access panel to be provided for all fire alarm call points
 - Factor door into to be provided
- DOOR LEGEND:**
- Door mark (refer to door schedule)
 - Acoustic door
 - Acoustic door

AI-MC-A-02

	Rev. Date Description A 2024/05/20 2ND FLOOR LAYOUT ONLY	Drawn by: S Checked by: S Approved by: S	PROJECT TITLE RENOVATION WORKS AT KOWLOON BAY CAMPUS, KWAI CHUNG CAMPUS AND SHEUNG SHUI CAMPUS FOR HONG KONG INSTITUTE OF CONSTRUCTION (HKIC)	DRAWING NO. 986-G01-KBC-003 REV NO. A OFFICE USE
	SCALE 1:100 @ A0	PROJECT REF. A006	CAD REF. 986-G01-KBC.dwg	DRAWING TITLE KOWLOON BAY CAMPUS SECOND FLOOR LAYOUT PLAN

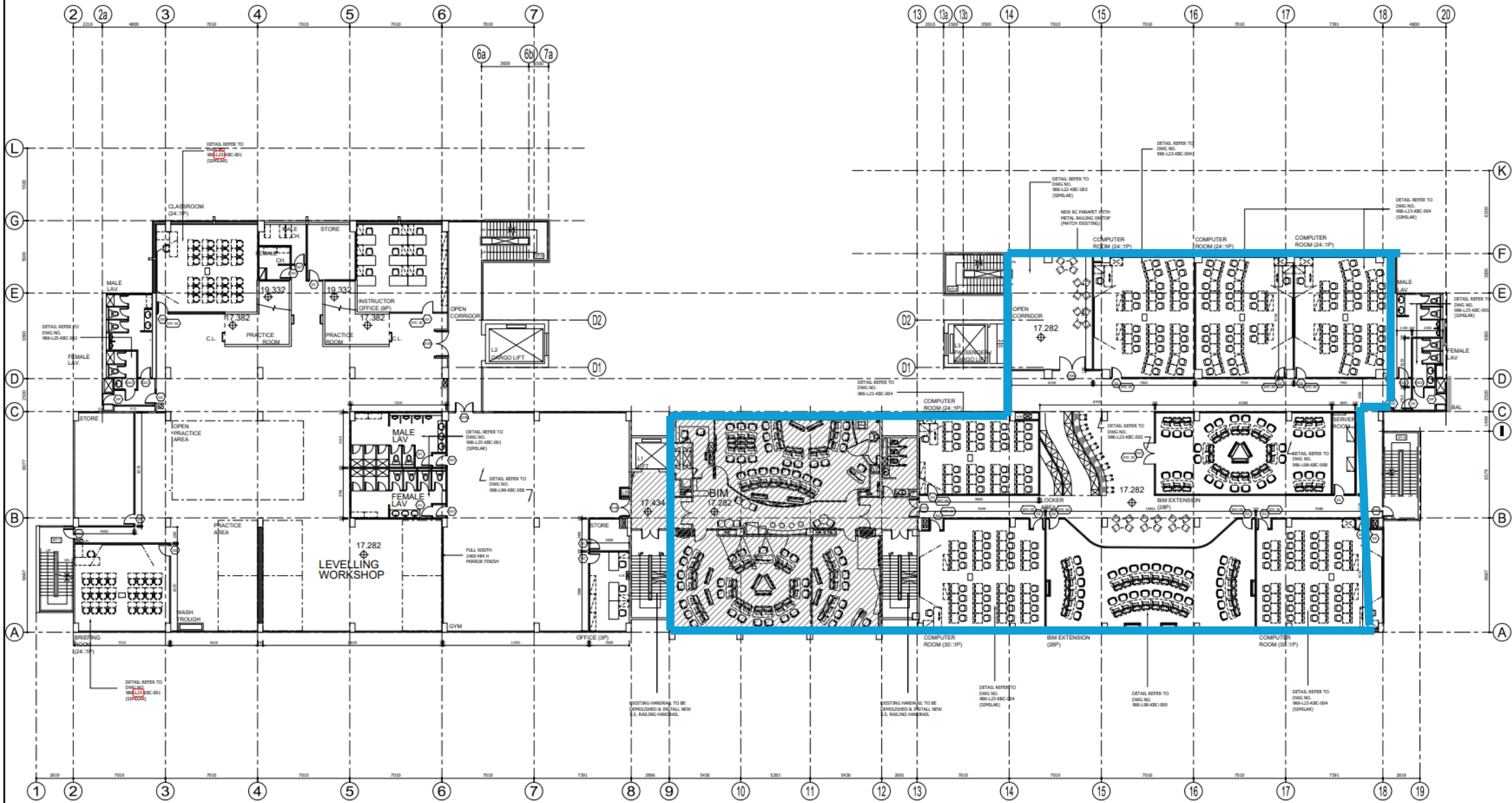
3F Floor



Normal area



Storeroom



- LEGEND:**
- MAKE NEW DETAIL (NEW CONSTRUCTION)
 - NEW BRICK WALL
 - NEW P.L.C. WALL
 - EXISTING WALL
 - EXISTING WALL
 - EXISTING WALL WITH REINFORCEMENT UNDER EXISTING FINISH - EXISTING FROM EXISTING WORK
- REMARK:**
1. FURNITURE IN CORRIDOR LINE NOTED IN CONTRACT
 2. FURNITURE IN CORRIDOR LINE NOT NOTED IN CONTRACT
 3. NEW ACCESS PANEL TO BE PROVIDED FOR ALL A.P.U. FROM EXIST WITHIN EXISTING WALL
 4. TACTILE GUIDE SIGN TO BE PROVIDED IN COMPLIANCE WITH REGULATIONS UNDER EXISTING FINISH - EXISTING FROM EXISTING WORK
- DOOR LEGEND:**
- DOOR MARK (REFER TO DOOR SCHEDULE)
 - ACoustic DOOR
 - ACoustic DOOR

AI-MC-A-02



Rev.	Date	Description	Drawn by	Checked by	Approved by
1	2024/03/14	ISSUE FOR CONSTRUCTION	A	S	A
2	2024/03/14	GENERAL REVISIONS	A	S	A
3	2024/03/14	REVISIONS FOR COMMENTS	A	S	A
4	2024/03/14	REVISIONS FOR COMMENTS	A	S	A

PROJECT TITLE	RENOVATION WORKS AT KOWLOON BAY CAMPUS, KWAI CHUNG CAMPUS AND SHEUNG SHUI CAMPUS FOR HONG KONG INSTITUTE OF CONSTRUCTION (HKIC)
DRAWING TITLE	KOWLOON BAY CAMPUS THIRD FLOOR LAYOUT PLAN

DRAWING NO.	986-G01-KBC-004	REV NO.	C
SCALE	1:100 @ A0		
PROJECT REF.	A986		
CAD REF.	986-G01-KBC.dwg		
S.D. REF.		FSD REF.	

CHECKED USE:

• ALL DIMENSIONS ARE IN MILLIMETERS UNLESS OTHERWISE NOTED.
 • DIMENSIONS GIVEN IN METERS AND MILLIMETERS SHALL BE TAKEN AS METERS AND MILLIMETERS.
 • DIMENSIONS GIVEN IN METERS AND MILLIMETERS SHALL BE TAKEN AS METERS AND MILLIMETERS.

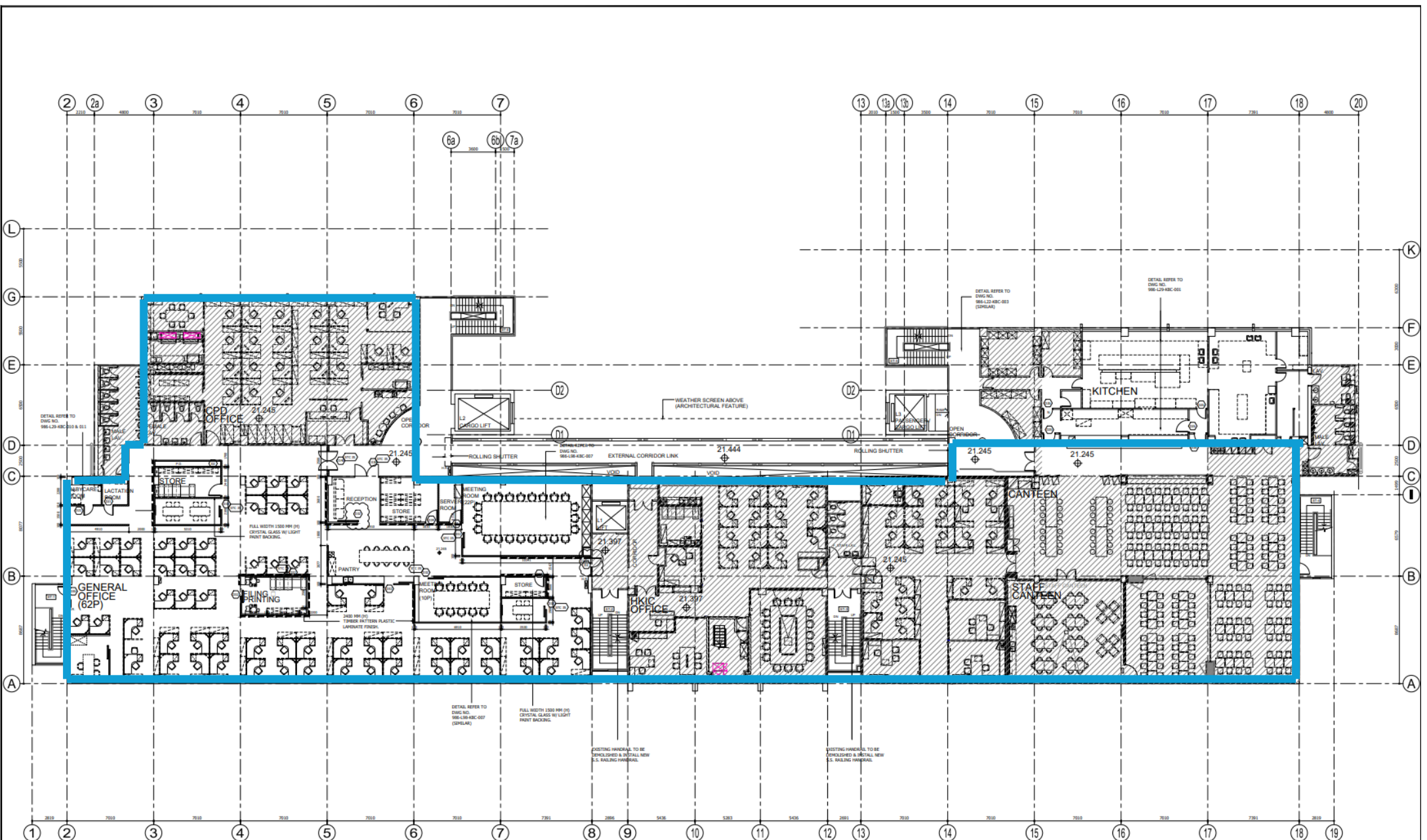
4F Floor



Normal area



Storeroom



LEGEND:	REMARK:
	1. FURNITURE IN CONTIGUOUS LINE WITHIN FLOOR CONTOUR
	2. FURNITURE IN HATCHED LINE NOT WITHIN FLOOR CONTOUR
	3. NEW ACCESS PANEL TO BE PROVIDED FOR ALL A.C. PIPES, DRAIN DUCT WITHIN EXISTING WALL
	4. MULTIPLE GLASS SIGN TO BE PROVIDED TO CORRELATE WITH INTERCOMPARISON DRAWING CHASIS PANEL - SIGNAGE FROM EXISTING SIGN

DOOR LEGEND:	
	1. DOOR MARK (REFER TO DOOR SCHEDULE)
	2. ACQUATIC DOOR
	3. ACQUATIC DOOR

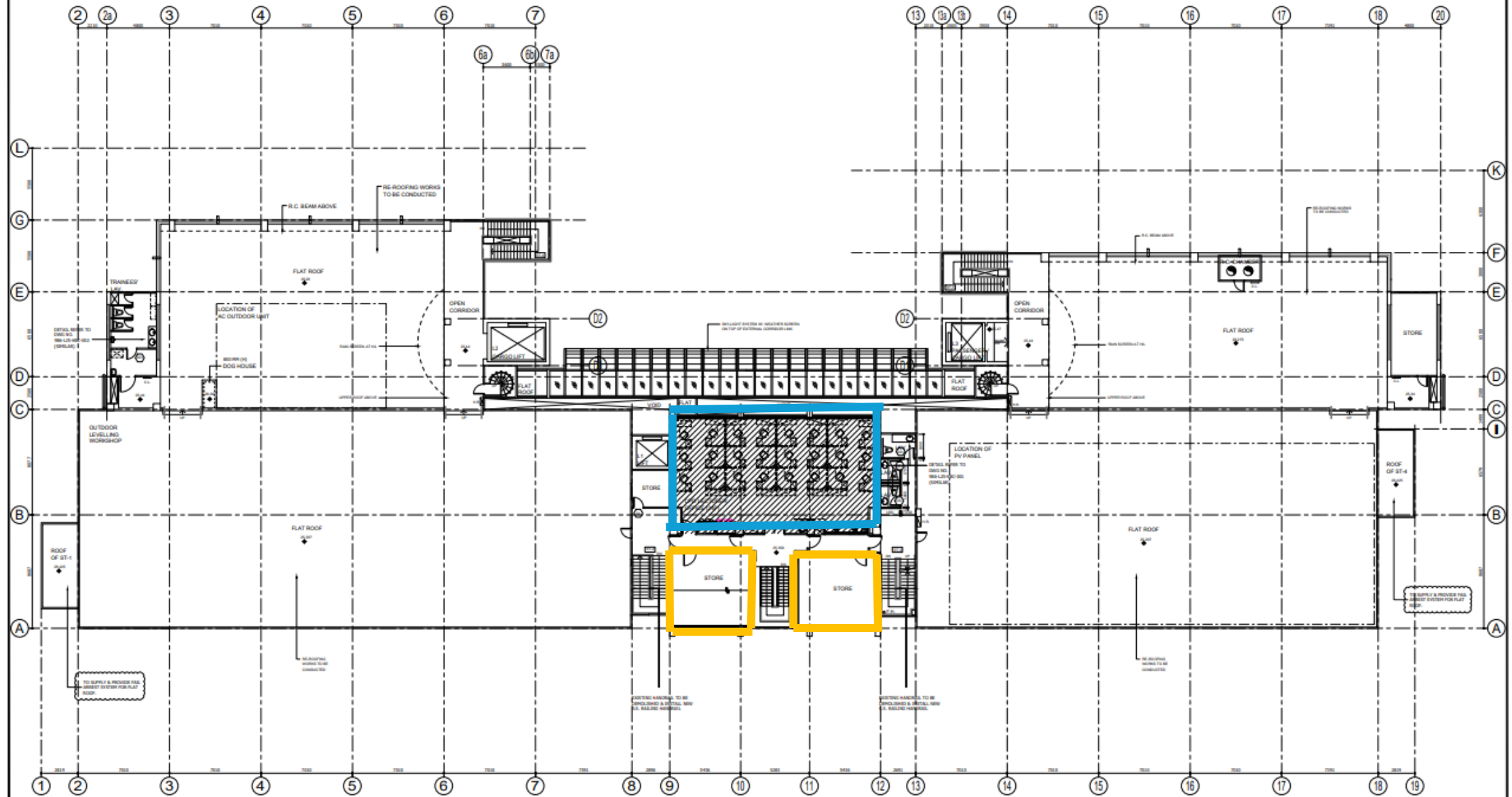
5F Floor



Normal area



Storeroom

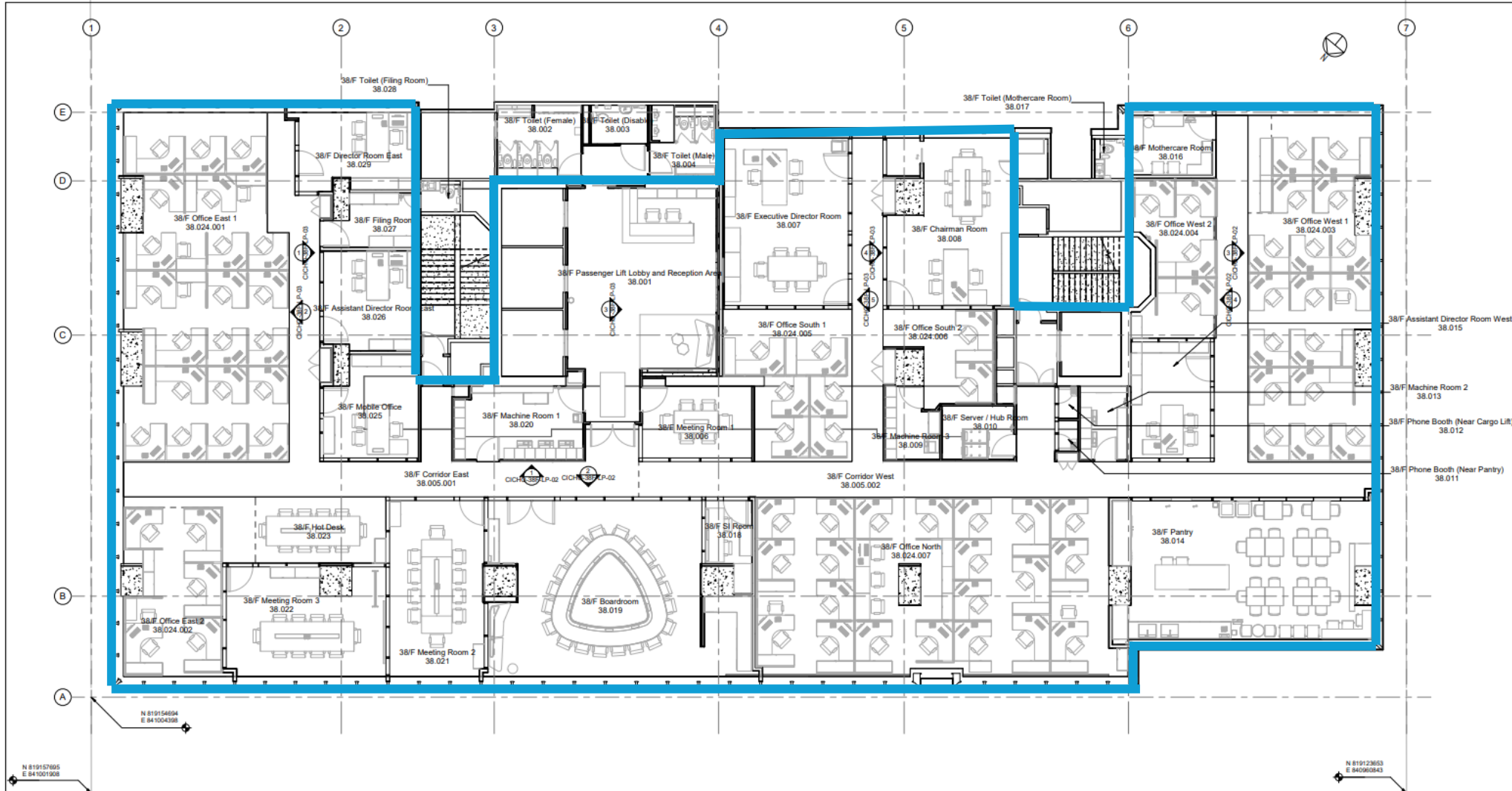


LEGEND:
 Hatched pattern: AREA NOT WITHIN THIS CONTRACT
 Solid line: NEW WALLS
 Dashed line: EXISTING WALL
 Dotted line: EXISTING WALL
 Diagonal line: EXISTING WALL
 Square with diagonal: EXISTING WALL

REMARK:
 1. FURNITURE IN CONTRACTUAL AREA WITHIN THIS CONTRACT
 2. FURNITURE IN NON-CONTRACTUAL AREA WITHIN THIS CONTRACT
 3. NEW AC UNIT SHALL BE PROVIDED FOR ALL AIR-TO-AIR UNIT WITHIN CONTRACTUAL AREA
 4. INITIAL GUIDE ONLY TO BE PROVIDED TO CONTRACTOR WITH REQUIREMENT UNDER PROJECT MANUAL - SECTION 25.00.00.00

DOOR LEGEND:
 Circle with 'D': DOOR
 Circle with 'D2': DOOR
 Circle with 'D3': DOOR

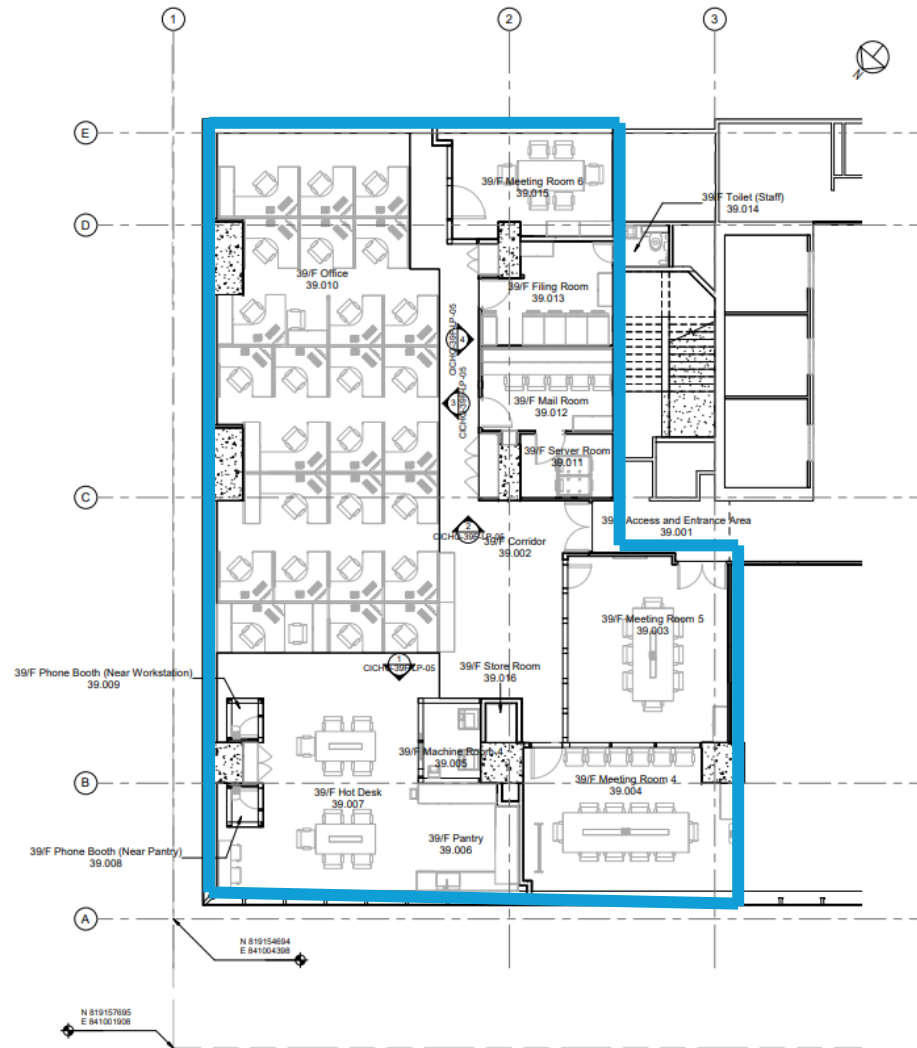
Wi-Fi Signal Coverage Requirement (HQ_Coverage Requirement.pptx)



38F Layout Plan

As-Built

<table border="1"> <thead> <tr> <th>REVISION</th> <th>NO.</th> <th>DATES</th> <th>DESCRIPTION</th> </tr> </thead> <tbody> <tr> <td>-</td> <td>-</td> <td>31-12-2020</td> <td>AS FITTED</td> </tr> <tr> <td> </td> <td> </td> <td> </td> <td> </td> </tr> <tr> <td> </td> <td> </td> <td> </td> <td> </td> </tr> <tr> <td> </td> <td> </td> <td> </td> <td> </td> </tr> </tbody> </table>			REVISION	NO.	DATES	DESCRIPTION	-	-	31-12-2020	AS FITTED													CLIENT  CONSTRUCTION INDUSTRY COUNCIL 建造業議會	BIM SPECIALIST  ATAL	PROJECT TITLE Building Information Modeling "BIM" at Headquarters for the Construction Industry Council "CIC" DRAWING TITLE Layout Plan for 38F	DRAWN BY ATAL DATE 31-12-2020 SCALE 1 : 75 in A1 Size DRAWING NO. CICHQ-38F-LP-01	APPROVED BY REV. -
REVISION	NO.	DATES	DESCRIPTION																								
-	-	31-12-2020	AS FITTED																								

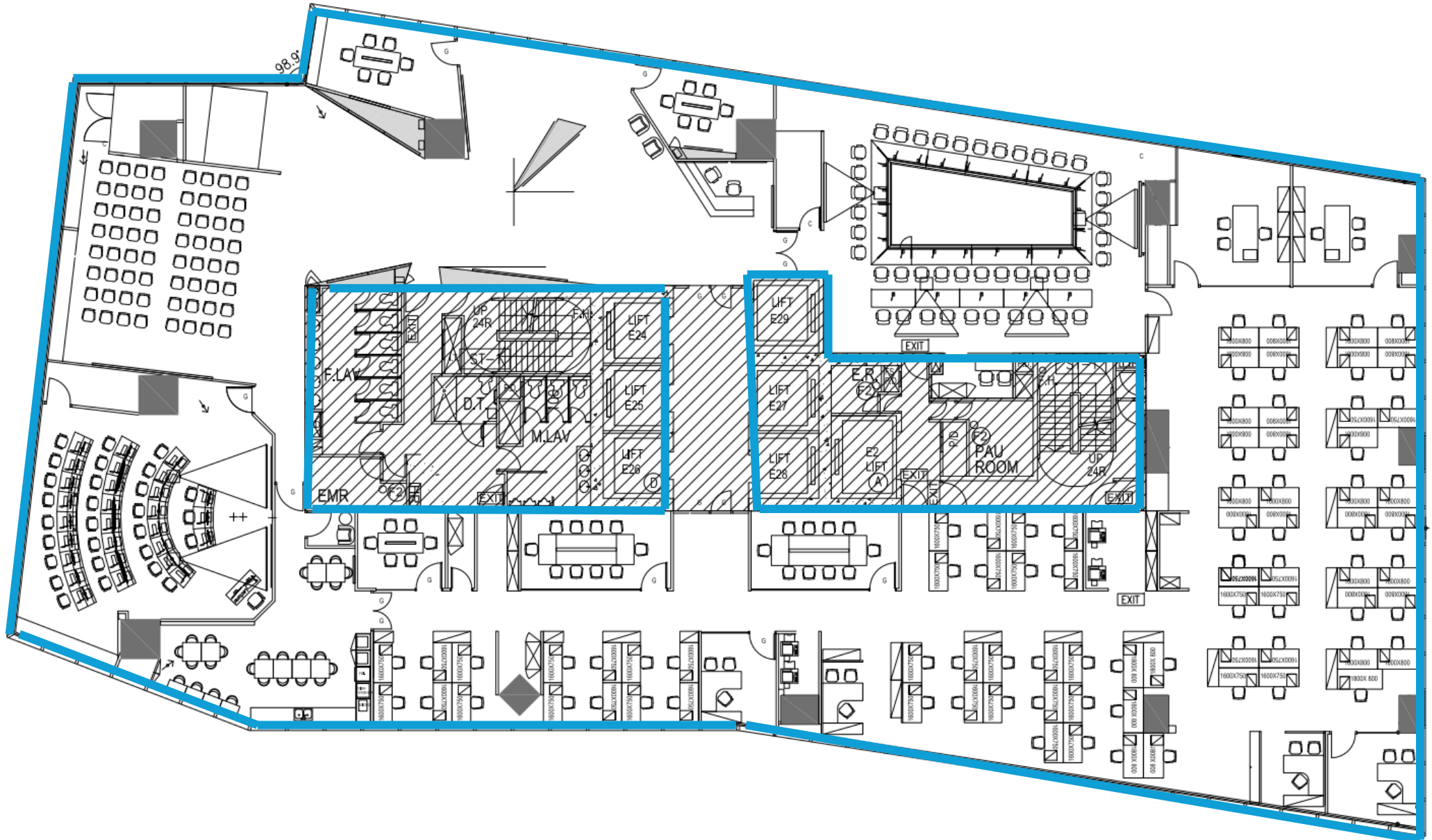


39F Layout Plan

As-Built

REVISION			CLIENT	BIM SPECIALIST	PROJECT TITLE	DRAWN BY	APPROVED BY		
NO.	DATES	DESCRIPTION				ATAL			
-	31-12-2020	AS FITTED	 CONSTRUCTION INDUSTRY COUNCIL 建造業議會		Building Information Modeling "BIM" at Headquarters for the Construction Industry Council "CIC"		DATE	REV.	
					31-12-2020	-			
					DRAWING TITLE		SCALE	1 : 75 in A1 Size	
					Layout Plan for 39F		DRAWING NO.	CIC HQ-39F-LP-04	

Wi-Fi Signal Coverage Requirement (MBO_Coverage Requirement.pptx)



Wi-Fi Signal Coverage Requirement (ZCP_Coverage Requirement.pptx)

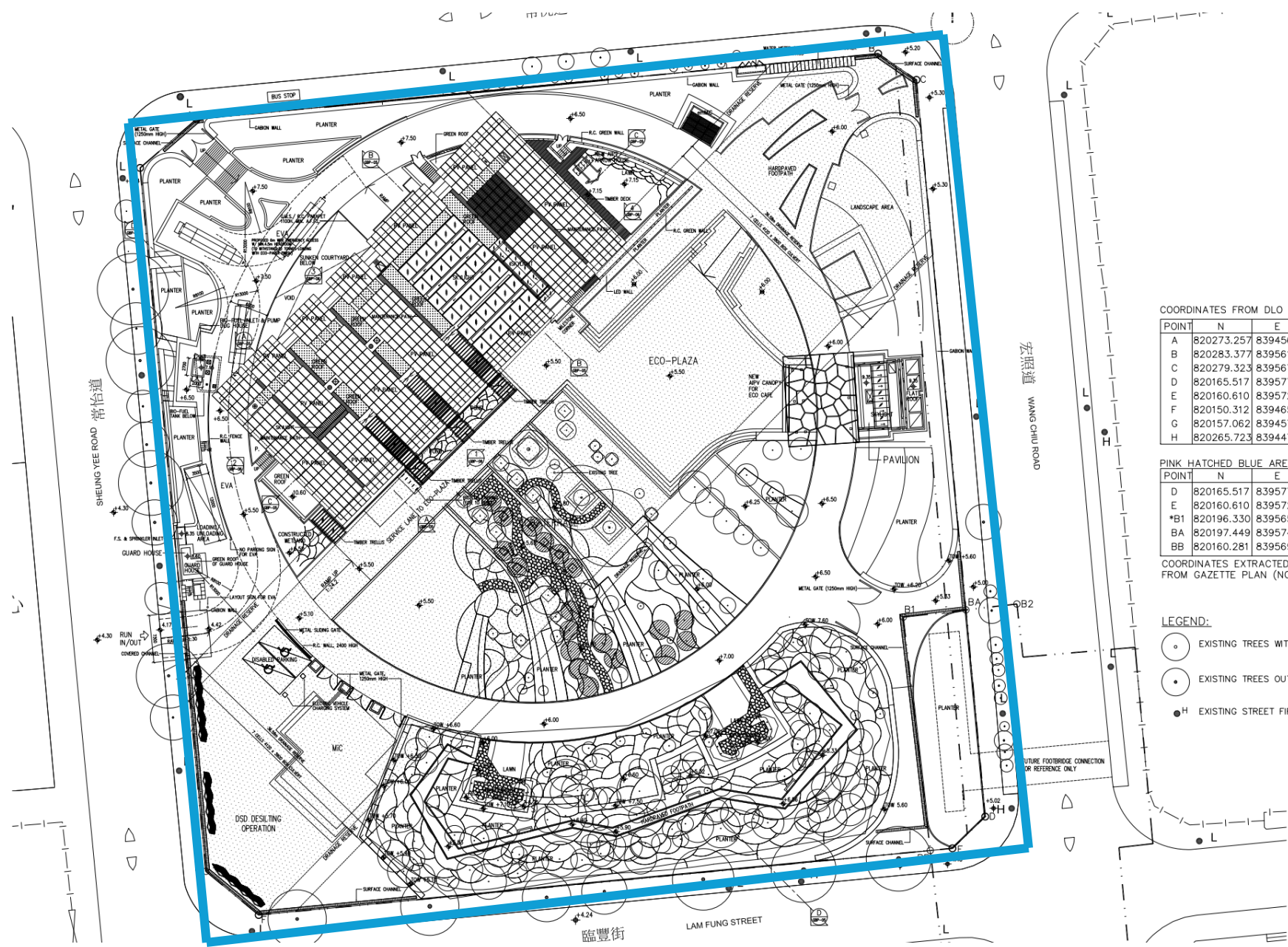
Ground Floor/ outdoor



Normal area



Storeroom



COORDINATES FROM DLO

POINT	N	E
A	820273.257	839456.154
B	820283.377	839561.409
C	820279.323	839567.312
D	820165.517	839577.936
E	820160.610	839572.870
F	820150.312	839465.758
G	820157.062	839457.595
H	820265.723	839447.451

PINK HATCHED BLUE AREA

POINT	N	E
D	820165.517	839577.936
E	820160.610	839572.870
*B1	820196.330	839565.280
BA	820197.449	839574.955
BB	820160.281	839569.453

COORDINATES EXTRACTED FROM GAZETTE PLAN (NO. KM8026a)

- LEGEND:
- EXISTING TREES WITHIN THE SITE
 - EXISTING TREES OUTSIDE BOUNDARY
 - EXISTING STREET FIRE HYDRANT

CIC-ZERO CARBON BUILDING AT LOT NO. GLA-NK786, JUNCTION OF SHEUNG YUET ROAD, KOWLOON BAY, HONG KONG

GBP-02
MASTER LAYOUT PLAN

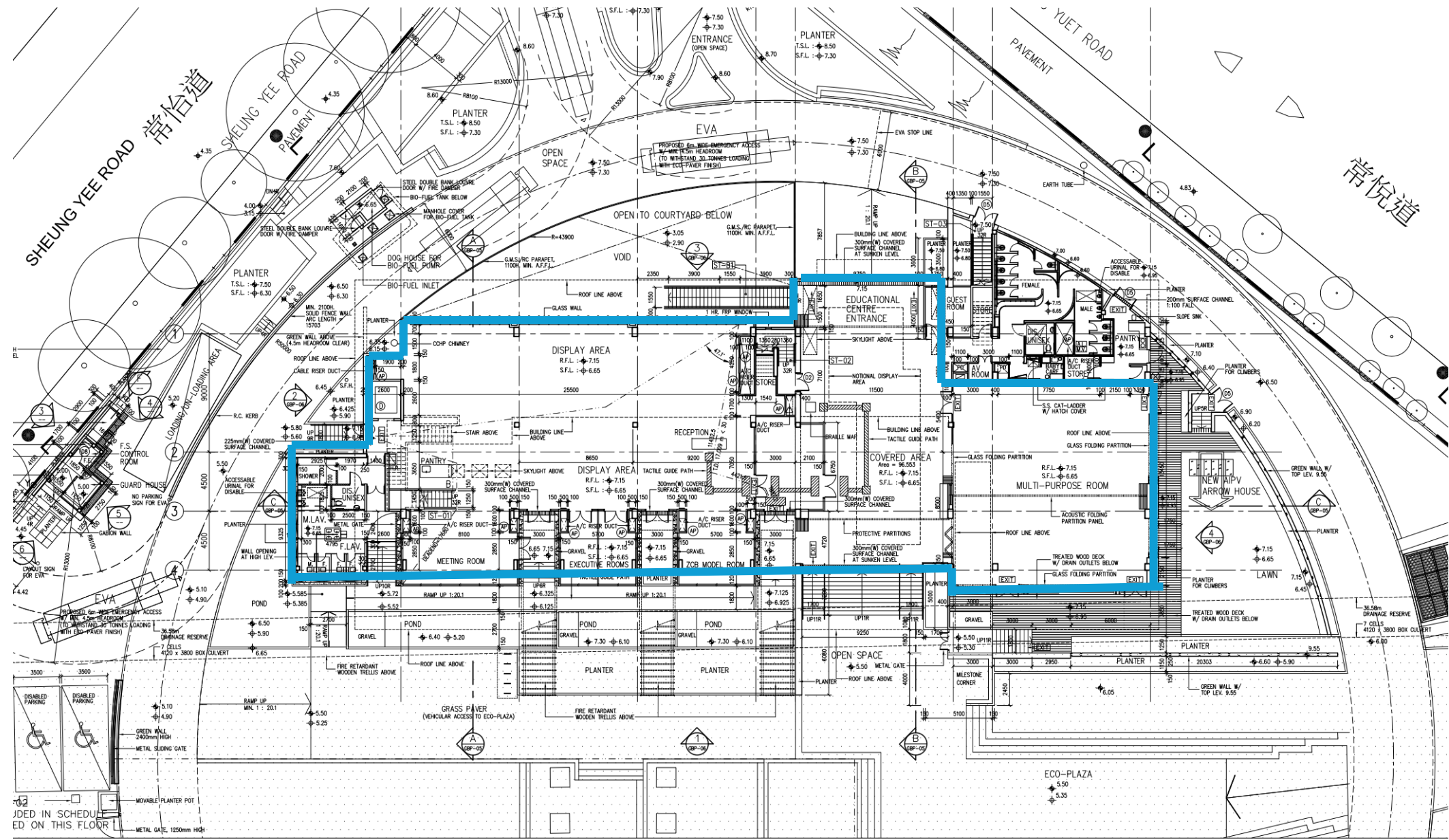
Ground Floor/ Indoor



Normal area



Storeroom



102
JDED IN SCHEDULE
ED ON THIS FLOOR

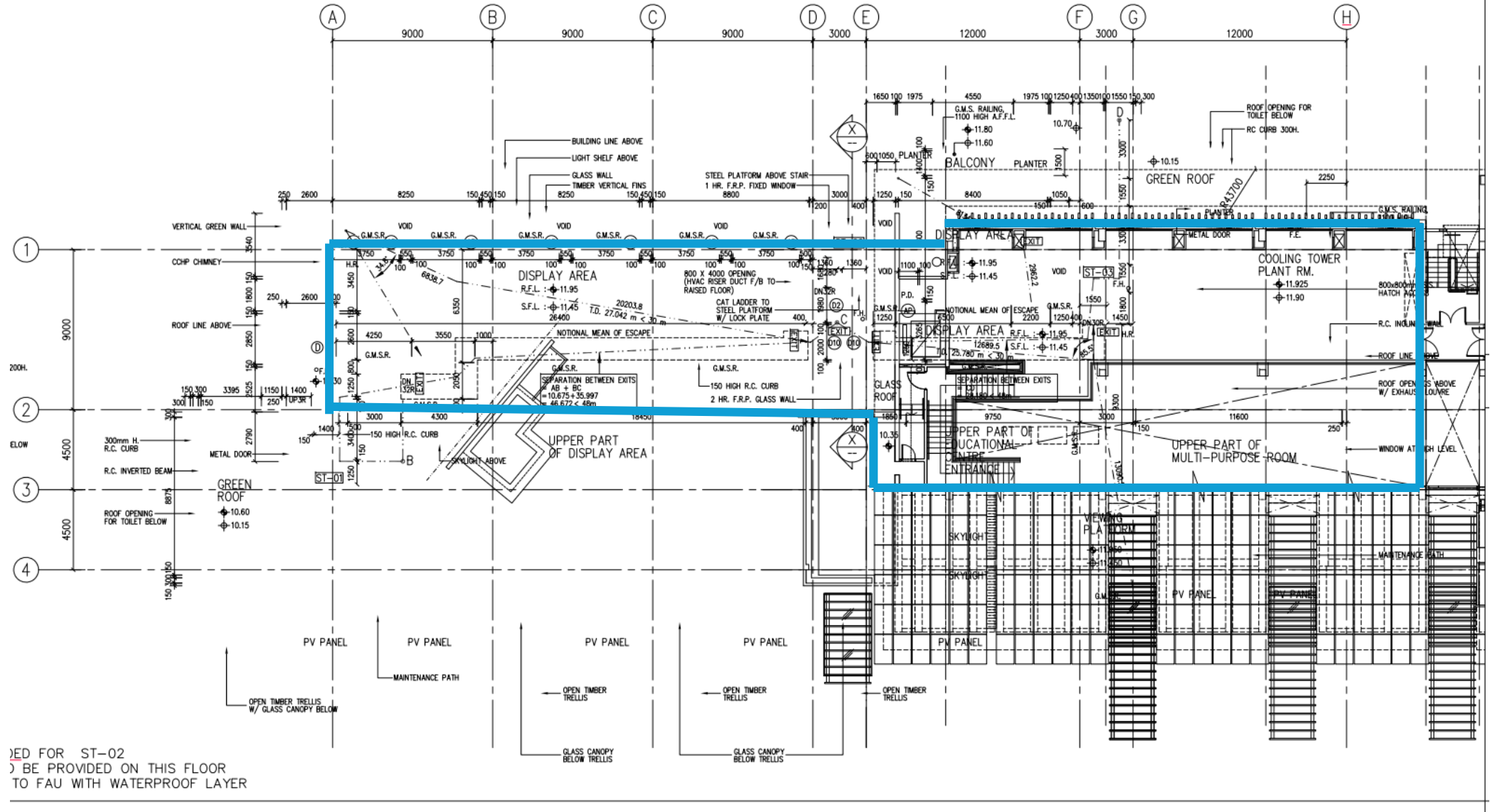
M Floor



Normal area



Storeroom



ED FOR ST-02
BE PROVIDED ON THIS FLOOR
TO FAU WITH WATERPROOF LAYER