



CONSTRUCTION
INDUSTRY COUNCIL
建造業議會

False Ceiling Installer Trade Test Mock Practical Test Paper

此文件關於假天花工工藝測試考題。如有需要索取此文件的中文版本，請致電 2100 9000 與香港建造業工藝測試中心聯絡。

Disclaimer

No part of this material may be reproduced or transmitted in any form or any means without the written permission of the CIC. Whilst reasonable efforts have been made to ensure the accuracy of the information contained in this material, the CIC nevertheless would encourage readers to seek appropriate independent advice from their professional advisers where possible and readers should not treat or rely on this material as a substitute for such professional advice for taking any relevant actions.

Enquiries

Enquiries on this Material may be made to the Hong Kong Construction Industry Trade Testing Centre at:

95, Yue Kwong Road
Aberdeen
Hong Kong

Tel: (852) 2100 9000
Fax: (852) 2100 9090
Email: enquiry@cic.hk
Website: www.cic.hk

Trade Test Paper

Job Title: False Ceiling Worker

Grade: Skilled Worker

Test Topic: Complete the Following Work in Accordance with False Ceiling Partition Worker Working Plan I, II, III and IV at the designated location:

1. Assemble metal grids and cut gyp boards to seal the wall in accordance with the plans (Working Plan I& II) and levelling ink lines at the designated location provided by the test centre (40%)
2. Compose and install metal grids, cut gyp boards to seal the grid ceiling, install metal exposed grid ceilings and ceiling papers in accordance with the plan. (Working Plan III) (40%)
3. Search for hidden pipes with a detector at the designated location and mark their positions (Working Plan IV). (20%)

Testing time: 6 Hours Excluding Lunch Time

- Notes:**
- (1) Before commencement of work, candidates must read the attached "Notice to Candidates".
 - (2) A candidate will be deemed as failed if he/she does not take appropriate safety measures in the testing process.
 - (3) The test paper consists of 8 pages with 100 points being the full score, and 60 and plus the passing one.


Notes to Candidates :

1. Candidates should read the test papers carefully and ask the invigilator for any queries.
2. Candidates should study the drawings and specifications attached to test papers, if any, before the test begins.
3. Candidates should carry out the test according to test papers, working drawings and specifications provided.
4. Candidates shall bring their own safety shoes, other safety equipment will be provided by trade testing centre. Candidates must take all necessary safety precautions to ensure work safety.
5. All tools and materials required by the test will be provided by trade testing centre, candidates should check and ensure their adequacy and quality. Candidates shall use the tools and materials properly based on trade practice. All the tools must be returned to trade testing centre after the test. The candidates may ask the invigilator for any problems.
6. Candidates are required to handle and move the tools and materials for use in the test, and to carry out associated works.
7. Invigilator will take record photos periodically during the test.
8. Candidates are not allowed to take any photo or video with cameras or mobile phones.
9. Candidates are not allowed to use their mobile phones during the trade tests, except for emergency situation.
10. The marking scheme is based on the following criteria :
 - a) Understanding of drawing and specification
 - b) Preparation works before commencement of test
 - c) Working procedures
 - d) Accuracy and quality of works
 - e) Progress of works
 - f) Proper handling and use of materials

- g) Proper use of tools and equipment
- h) Safety precautions
- i) Considerate of other trades
- j) Housekeeping after completion of test

11. All candidates must stop when time is up.
12. Candidates are required to return the test paper to invigilator after the test.
13. Offering bribe to invigilator is an offence in law and trade testing centre will report to the ICAC for any such case.

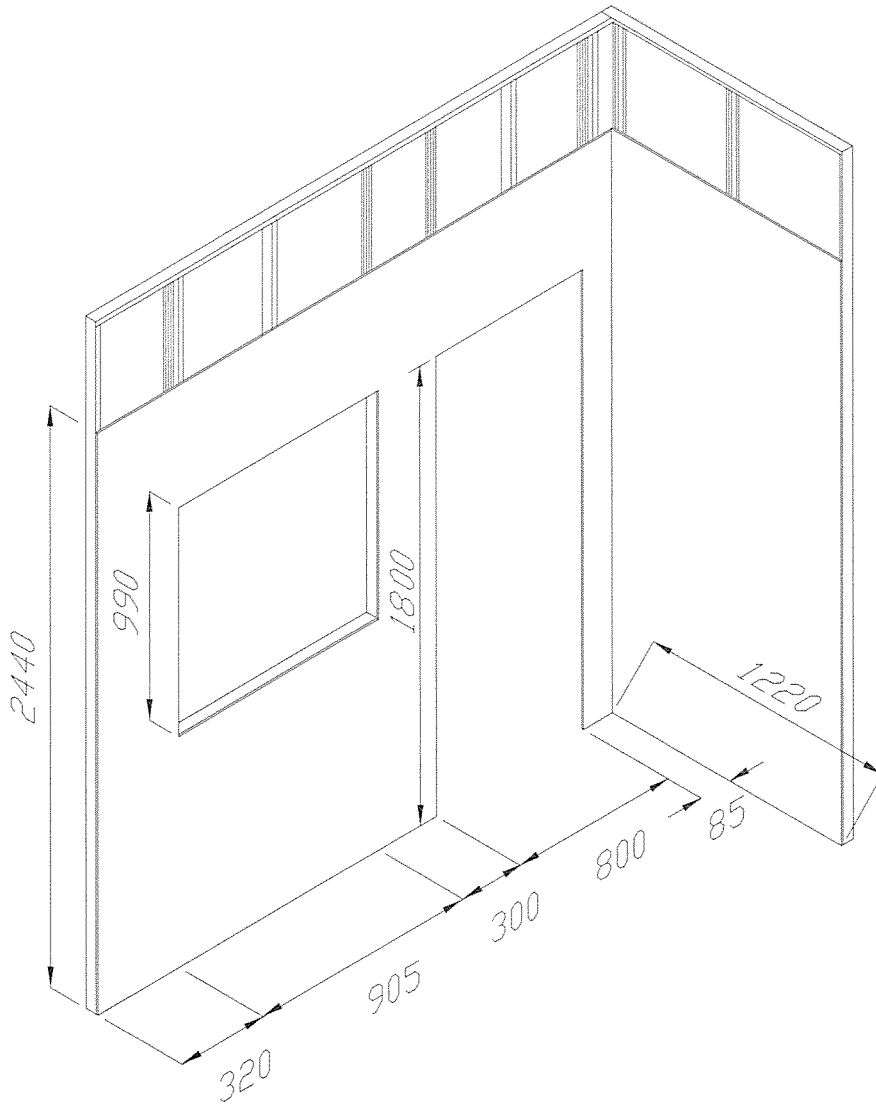
In the event that the candidate fails to take any necessary safety precautions and / or works in any dangerous situations, he / she will be assessed failed



False Ceiling Worker Working Plan I
(Metal Grid Composition Plan)

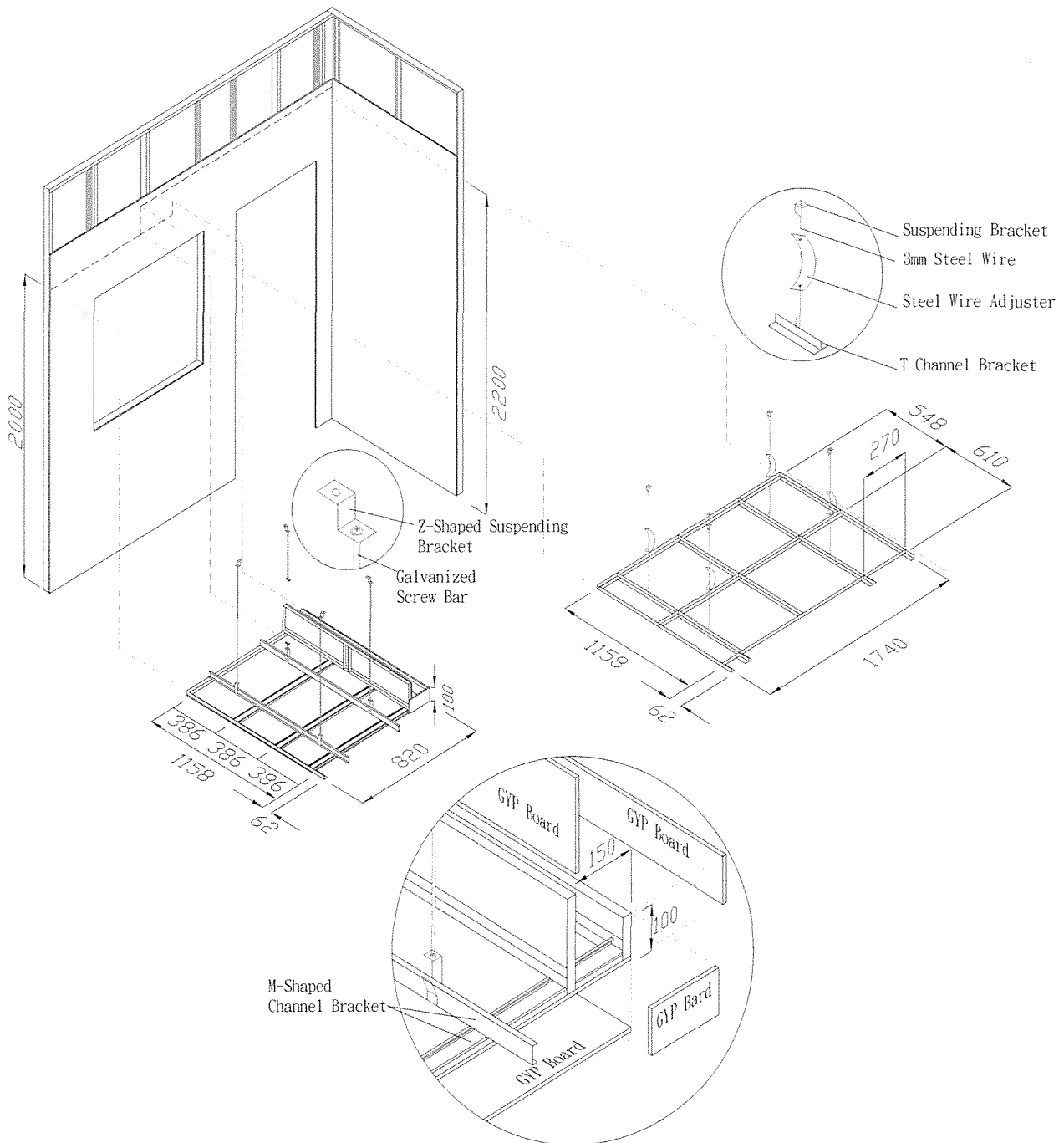
All measurements are in millimeters; this plan is not based upon the actual ratio.

False Ceiling Worker Working Plan II



(Gyp Board Composition Plan)

All measurements are in millimeters; this plan is not based upon the actual ratio.



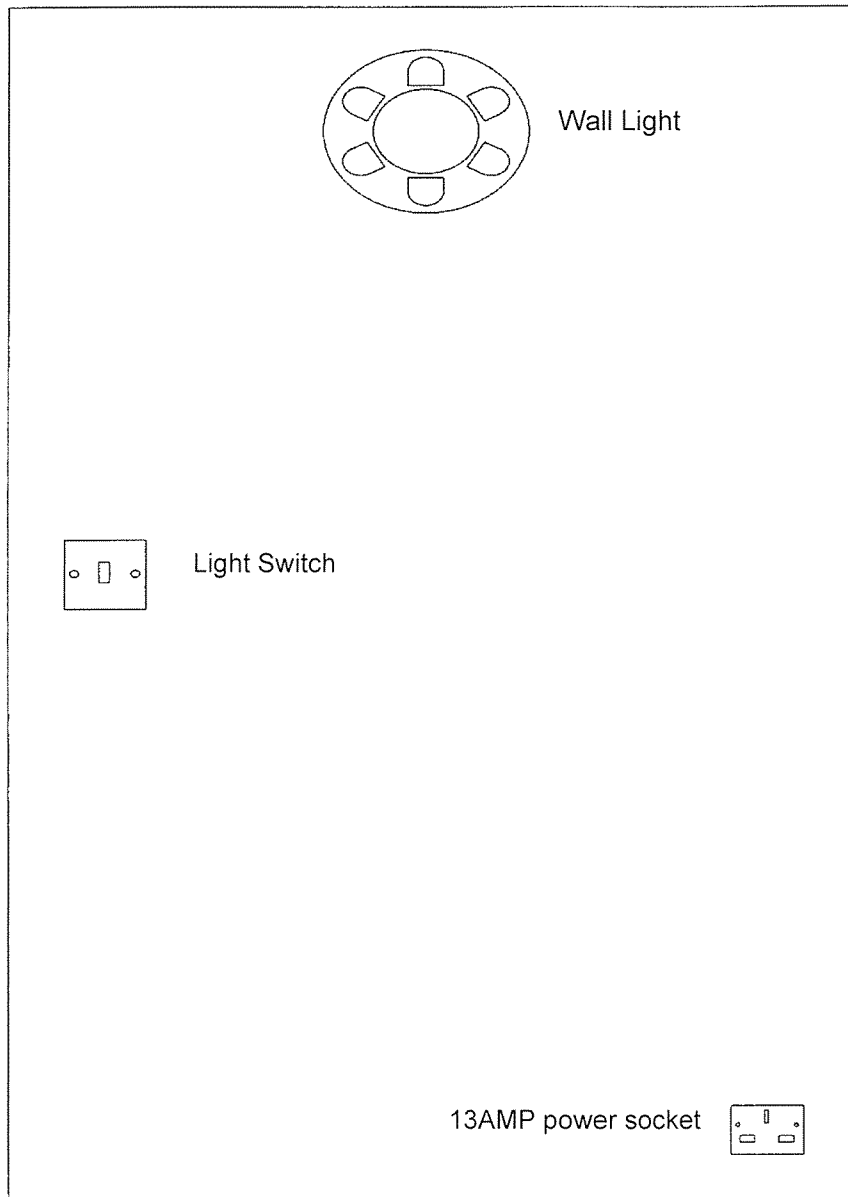
False Worker Working Plan III

All measurements are in millimeters; this plan is not based upon the actual ratio.

Specifications and Technical Requirements:

1. Tolerance of the vertical deviation of metal frames and horizontal leveling ink lines $\leq 3\text{mm}$ (within the component length);
2. Metal and exposed grid ceilings to match plan measurements, and the leveling ink line tolerance $\leq 3\text{mm}$;

3. Metal and exposed grid ceiling hanger (wire) structures are stable, and gyp board cuts are accurate and smooth($\leq 5\text{mm}$); gyp boards are well composed and connected with joining spaces $\leq 5\text{mm}$;
4. Gyp board screws to be installed correctly in sufficient quantity, and not exposed out of the board surface. Spaces between screws are 300 mm for the partition wall panels, and 200 mm for metal grid ceiling gyp panels, error tolerance being $\pm 50\text{mm}$; screws that have penetrated gyp boards must be added.



**False Ceiling Working Plan IV
(Searching for Electric Pipeline)**

Specifications and Technical Requirements:

1. Search for hidden pipes with a detector at the designated location;
2. And mark the correct position and measurements (in millimeters) on the plan.